

POINT CAPITAL GLOBAL CORE PRESCIENT FEEDER FUND - CLASS A

Minimum Disclosure Document & General Investor Report

As of 2025/04/30



INVESTMENT POLICY

Point Capital Global Core Prescient Feeder Fund aims to achieve moderate to high capital growth through investing in the Underlying Fund which will in turn invest up to 100% of its net assets in a diversified portfolio of securities (which will be listed, traded or dealt in on a recognized exchange), which shall include global equities, equity related securities such as preferred stocks, real estate investment trusts (REITs), listed property funds, exchange-traded funds (ETFs), investment grade fixed or floating rate bonds issued by corporations, governments and municipal debt, securitized debt, global currencies and/or other interest bearing securities such as certificates of deposit and money markets instruments. Asset allocation will be actively managed, meaning that the investment manager of the Underlying Fund uses their expertise to select investments to achieve the fund's objective. The Fund does not have any specific geographical or sector focus. Although the Fund's investment universe is global, the units in the Feeder Fund are priced and traded daily in Rands. The Underlying Fund is permitted to invest in listed and unlisted financial instruments in line with the conditions as determined by legislation from time to time.

The PCM Global Core Fund leverages off Morningstar's global asset allocation view providing diversified exposure to both world class investment managers and investment opportunities. With the PCM Global Core Fund being a UCITS fund regulated under European law, this too provides peace of mind.

WHO SHOULD INVEST IN THIS FUND

Investors who are looking for Global asset class exposure and:

- Want access to top-performing international managers
- Require an offshore building block that is well priced holding a broad range of investment opportunities
- Require diversification into a broad range of hard currency asset classes
- Are concerned with capital security but willing to take some risk in order to achieve capital growth
- Have a medium-to long-term investment horizon
- Are not reliant on this fund to provide day-to-day income

The Fund has adhered to its investment objectives as stated in the supplement.

PORTFOLIO DETAILS

Manager Name	Point Capital
Fund Classification	Global Multi Asset – High Equity Portfolio
Benchmark	Global Multi Asset – High Equity Category Average
JSE CODE	NIPCCA
ISIN	ZAE000320412
Fund Size	R 273 443 509.00
NAV (number of units)	224 620 914
NAV (mo-end)	R 121.73
Inception Date (Fund)	28 April 2023
Lump-Sum	R 10 000,00
Debit Order	R 500.000
Income Distribution	No Distribution

RISK STATISTICS

Time Period: Since Inception to 2025/04/30

	Fund	Benchmark
Return	10.33	9.59
Std Dev	10.38	10.71
Max Drawdown	-7.63	-8.96
# of Periods	5.00	5.00
Recovery # of Periods	2.00	2.00
Valley Date	2023/10/31	2023/10/31

ANNUALISED PERFORMANCE

	1 Year	Since Inception	Inception Date
Point Capital Global Core Prescient FF A	7.18	10.29	2023/04/28
(ASISA) Global MA High Equity	7.93	8.75	1996/12/31

HIGHEST AND LOWEST 1-YEAR RETURN

Highest Rolling 1-Year Return 15.99%
Lowest Rolling 1-Year Return 3.11%

MORNINGSTAR EQUITY STYLE BOX

Portfolio Date: 2025/03/31

	Value	Blend	Growth	Market Cap	%
Large	25.7	34.2	21.4	Market Cap Giant %	47.2
				Market Cap Large %	34.2
				Market Cap Mid %	15.5
Mid	5.5	7.1	2.9	Market Cap Small %	2.1
				Market Cap Micro %	1.0
Small	1.3	1.2	0.7		

MONTHLY RETURNS

	Jan	Feb	Mar	Apr	May	Jun	Jul	Aug	Sep	Oct	Nov	Dec	Year
2025	1.52	-0.02	-2.44	1.00									-0.69
2024	1.97	4.66	0.45	-2.83	1.29	-1.03	0.51	0.01	-0.42	0.87	3.28	2.50	11.61

As of 2025/04/30

Issue Date: 2025/05/16



POINT CAPITAL GLOBAL CORE PRESCIENT FEEDER FUND - CLASS A

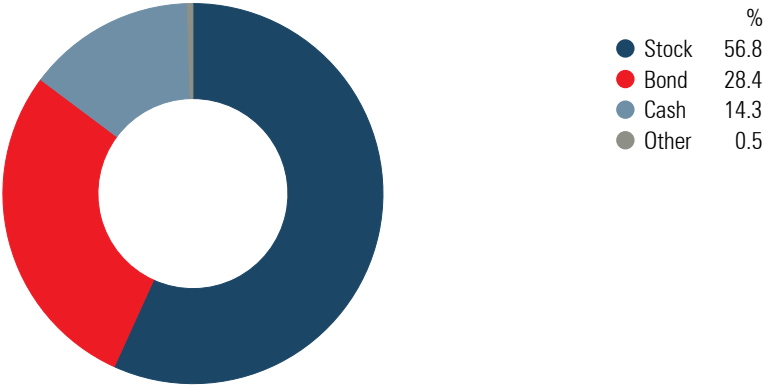
Minimum Disclosure Document & General Investor Report

As of 2025/04/30



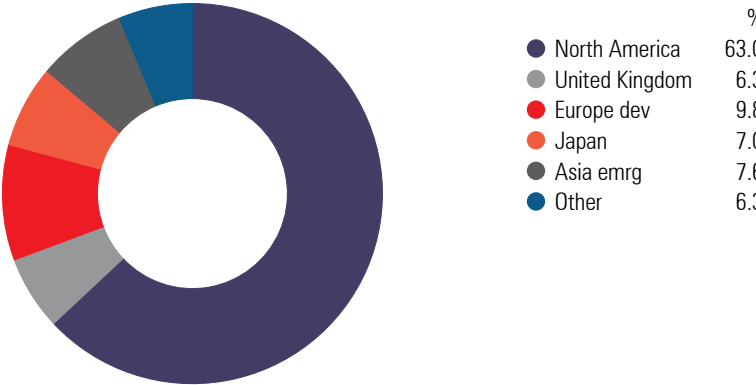
ASSET ALLOCATION - Previous Quarter

Portfolio Date: 2024/12/31



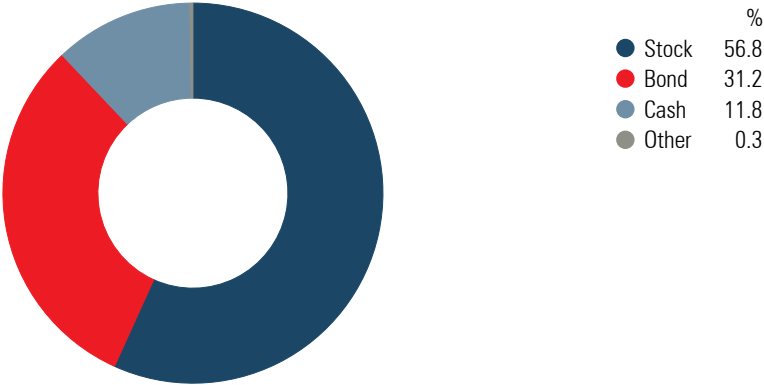
GEOGRAPHICAL ALLOCATION - Previous Quarter

Portfolio Date: 2024/12/31



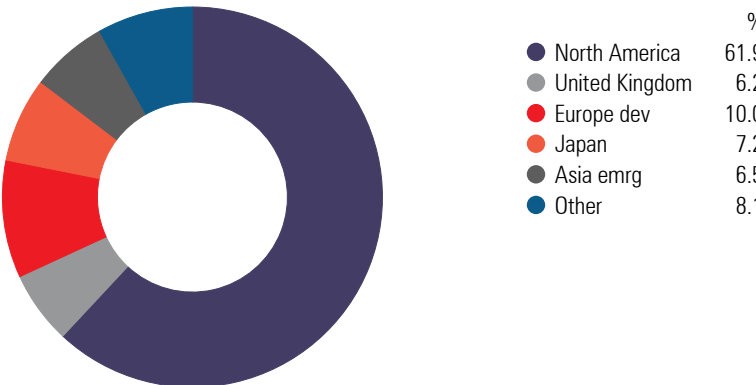
ASSET ALLOCATION

Portfolio Date: 2025/03/31



GEOGRAPHICAL ALLOCATION

Portfolio Date: 2025/03/31



UNDERLYING HOLDINGS %

Portfolio Date: 2025/03/31

	Portfolio Weighting %
PCM Global Core Fund A USD Acc	98.53

FEES & CHARGES

TER: 1.29%
TC: 0.02%
TIC: 1.31%

The TER, TC and TIC figures are as of 31 December 2024

ABOUT POINT CAPITAL

- Point Capital Management was established in order to meet the very real need amongst South African investors: the ability to access well-priced and well-structured global products
- The company focuses on providing medium to long term investment solutions that diversify and enhance South African portfolios. These solutions are primarily in USD and utilise a range of investment managers, many not available to South African investors
- In order to deliver top quality investment products, Point Capital Management partners with global specialist product providers
- Point Capital Management is 100% independent and owned by its management and staff

ABOUT MORNINGSTAR

- Headquartered in Chicago, US, Morningstar is a global investment research company that provides credit ratings, market research and investment advisory services across 27 countries
- The firm has more than 9,560 employees and covers in excess of 621,000 distinct investments ranging across asset classes such as structured credit, bonds, equities and funds
- Morningstar provides advisory services as the Investment Adviser. In this capacity, Morningstar serves as a completely independent consultant
- Morningstar is able to draw on its global resources, including analysts, to identify and measure the best international managers to fit within the PCM Global Core fund
- Morningstar Investment Management manages in excess of \$247bn globally

As of 2025/04/30

Issue Date: 2025/05/16



POINT CAPITAL GLOBAL CORE PRESCIENT FEEDER FUND - CLASS A



Minimum Disclosure Document & General Investor Report

As of 2025/04/30

DISCLAIMER

Collective Investment Schemes in Securities (CIS) should be considered as medium to long-term investments. The value may go up as well as down and past performance is not necessarily a guide to future performance. CIS's are traded at the ruling price and can engage in scrip lending and borrowing. The collective investment scheme may borrow up to 10% of the market value of the portfolio to bridge insufficient liquidity. A schedule of fees, charges and maximum commissions is available on request from the Manager. There is no guarantee in respect of capital or returns in a portfolio. A CIS may be closed to new investors in order for it to be managed more efficiently in accordance with its mandate. CIS prices are calculated on a net asset basis, which is the total value of all the assets in the portfolio including any income accruals and less any permissible deductions (brokerage, STT, VAT, auditor's fees, bank charges, trustee and custodian fees and the annual management fee) from the portfolio divided by the number of participatory interests (units) in issue. Forward pricing is used. The Fund's Total Expense Ratio (TER) reflects the percentage of the average Net Asset Value (NAV) of the portfolio that was incurred as charges, levies and fees related to the management of the portfolio. A higher TER does not necessarily imply a poor return, nor does a low TER imply a good return. The current TER cannot be regarded as an indication of future TER's. During the phase in period TER's do not include information gathered over a full year. Transaction Costs (TC) is the percentage of the value of the Fund incurred as costs relating to the buying and selling of the Fund's underlying assets. Transaction costs are a necessary cost in administering the Fund and impacts Fund returns. It should not be considered in isolation as returns may be impacted by many other factors over time including market returns, the type of Fund, investment decisions of the investment manager and the TER.

The Manager retains full legal responsibility for any third-party-named portfolio. Where foreign securities are included in a portfolio there may be potential constraints on liquidity and the repatriation of funds, macroeconomic risks, political risks, foreign exchange risks, tax risks, settlement risks; and potential limitations on the availability of market information. The investor acknowledges the inherent risk associated with the selected investments and that there are no guarantees. Please note that all documents, notifications of deposit, investment, redemption and switch applications must be received by Prescient by or before 13:00 (SA), to be transacted at the net asset value price for that day. Where all required documentation is not received before the stated cut off time Prescient shall not be obliged to transact at the net asset value price as agreed to. Funds are priced at either 3pm or 5pm depending on the nature of the Fund. Prices are published daily and are available on the Prescient website.

Performance has been calculated using net NAV to NAV numbers with income reinvested. The performance for each period shown reflects the return for investors who have been fully invested for that period. Individual investor performance may differ as a result of initial fees, the actual investment date, the date of reinvestments and dividend withholding tax. Full performance calculations are available from the manager on request.

A Feeder Fund is a portfolio that invests in a single portfolio of a collective investment scheme which levies its own charges, and which could result in a higher fee structure for the feeder fund.

Glossary

Annualised performance: Annualised performance shows longer term performance rescaled to a 1-year period. Annualised performance is the average return per year over the period. Actual annual figures are available to the investor on request.

Highest & Lowest return: The highest and lowest returns for any 1 year over the period since inception have been shown.

NAV: The net asset value represents the assets of a Fund less its liabilities.

Standard Deviation: The deviation of the return stream relative to its own average.

Max Drawdown: The maximum peak to trough loss suffered by the Fund since inception.

Max Gain: Largest increase in any single month

% Positive Month: The percentage of months since inception where the Fund has delivered positive return.

Risk Profile definition

Moderate/ Medium Risk:

These portfolios generally hold more equity exposure than low risk portfolios but less than high risk portfolios.

In turn, the expected volatility is higher than low risk portfolios but less than high risk portfolios.

The probability of losses is higher than low risk portfolios, but less than high risk portfolios.

Expected potential long-term investment returns could therefore be lower than high risk portfolios due to lower equity exposure, but higher than low risk portfolios.

This portfolio operates as a white label fund under the Prescient Unit Trust Scheme, which is governed by the Collective Investment Schemes Control Act.

This document is for information purposes only and does not constitute or form part of any offer to issue or sell or any solicitation of any offer to subscribe for or purchase any particular investments. Opinions expressed in this document may be changed without notice at any time after publication. We therefore disclaim any liability for any loss, liability, damage (whether direct or consequential) or expense of any nature whatsoever which may be suffered as a result of or which may be attributable directly or indirectly to the use of or reliance upon the information.

Fund Specific Risks

Default Risk: The risk that the issuers of fixed income instruments may not be able to meet interest payments nor repay the money they have borrowed. The issuers credit quality is vital. The worse the credit quality, the greater the risk of default and therefore investment loss. **Interest Rate Risk:** The value of fixed income investments (e.g. bonds) tends to be inversely related to interest and inflation rates. Hence their value decreases when interest rates and/or inflation rises. **Geographic/Sector Risk:** For investments primarily concentrated in specific countries, geographical regions and/or industry sectors, their resulting value may decrease whilst portfolios more broadly invested might grow. **Liquidity Risk:** If there are insufficient buyers or sellers of particular investments, the result may lead to delays in trading and being able to make settlements, and/or large fluctuations in value. This may lead to larger financial losses than expected.

ADDITIONAL INFORMATION

Investment Manager: Point Capital Management (Pty) Ltd, Registration number: 1997/002707/07 is an authorised Financial Services Provider (FSP44708) under the Financial Advisory and Intermediary Services Act (No.37 of 2002), to act in the capacity as investment manager. This information is not advice, as defined in the Financial Advisory and Intermediary Services Act (No.37 of 2002). Please be advised that there may be representatives acting under supervision. Physical address: Unit 3 Cardiff Castle, 58 Main Street, Newlands, 7700 Telephone number: +27212005920 Website: www.pointcapital.co.za

For any additional information such as fund prices, fees, brochures, minimum disclosure documents and application forms please go to www.pointcapital.co.za

Management Company: Prescient Management Company (RF) (Pty) Ltd, Registration number: 2002/022560/07 Physical address: Prescient House, Westlake Business Park, Otto Close, Westlake, 7945 Postal address: PO Box 31142, Tokai, 7966. Telephone number: 0800 111 899. E-mail address: info@prescient.co.za Website: www.prescient.co.za

Trustee: Nedbank Investor Services Physical address: 2nd Floor, 16 Constantia Boulevard, Constantia Kloof, Roodepoort, 1709 Telephone number: +27 11 534 6557 Website: www.nedbank.co.za

The Management Company and Trustee are registered and approved under the Collective Investment Schemes Control Act (No.45 of 2002). Prescient is a member of the Association for Savings and Investments South Africa

Investment Consultant: Morningstar Investment Management SA

As of 2025/04/30

Issue Date: 2025/05/16

