

# 27four Global Equity Fund of Funds USD

30 Apr 2025



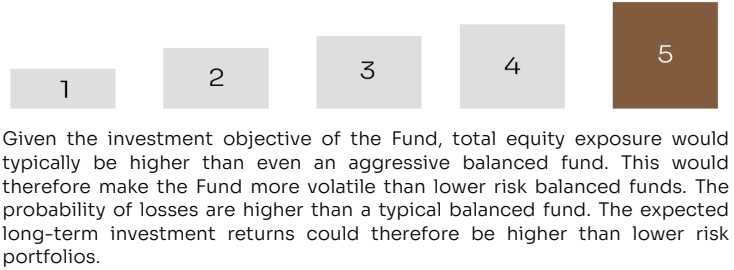
Fund Information

Investment Manager	27four Investment Managers (Pty) Ltd, a category II licensed financial services provider, FSP No: 31045
Inception Date	01 October 2013
Fund Auditor	Ernst & Young Incorporated
Management Company	Prescient Global Funds ICAV
Fund Trustees	Northern Trust Fiduciary Services (Ireland) Limited
Benchmark	MSCI World Index
Regulatory Authority	Central Bank of Ireland
Fund Type	UCITS
Custodian	Northern Trust Fiduciary Services (Ireland) Limited
Base Currency	USD
Fund Classes	Class A (USD), Class B (GBP)
ISIN Codes	Class A (IE00BCZQBL40), Class B (IE00BCZQBM56)
Fund Size	\$45,051,440.30

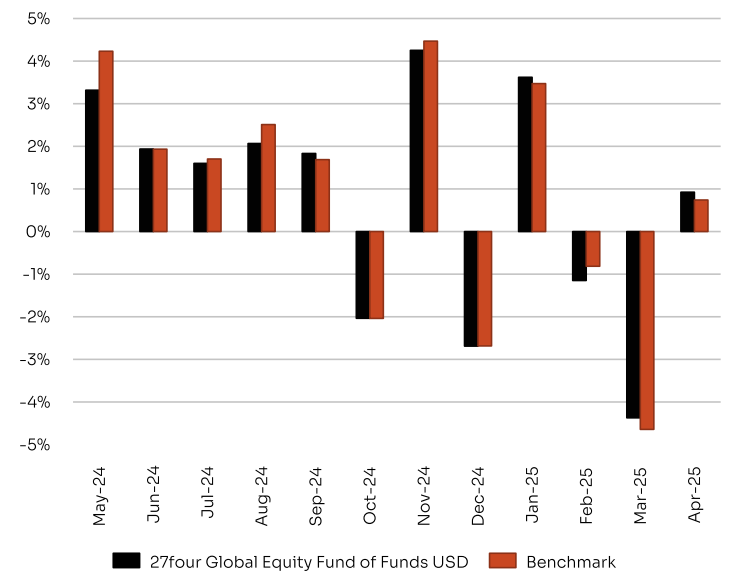
Fund Description

The 27four Global Equity Fund of Funds is a high risk multi-managed, a global equity portfolio that strategically allocates assets across investment themes, regions, countries, sectors and currencies. Suitable for investors with a long-term investment horizon seeking global equity exposure. The primary objective is capital growth.

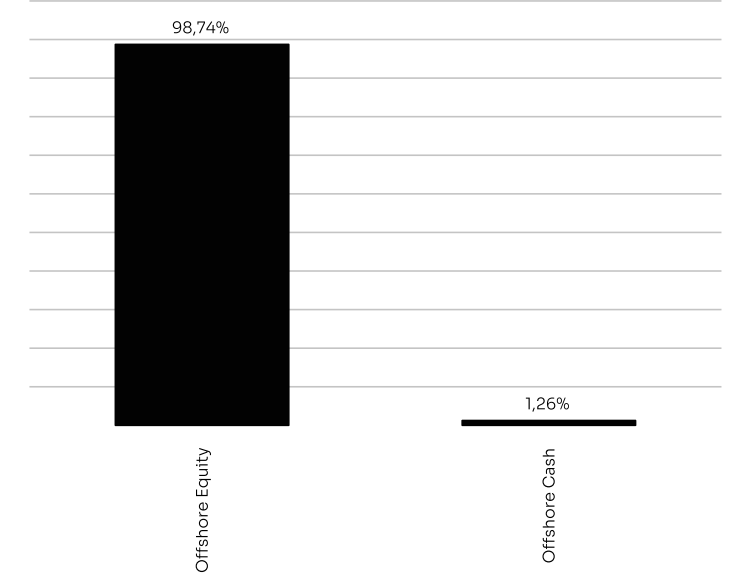
Risk Profile



Performance Summary



Asset Allocation



Performance Analysis

	Fund	Benchmark
1 Month	0.92%	0.74%
3 Months	-4.60%	-4.72%
6 Months	0.29%	0.23%
YTD	-1.14%	-1.41%
1 Year	9.27%	10.60%
3 Years (Annualised)	9.63%	9.35%
5 Years (Annualised)	10.39%	12.23%
Inception (Annualised)	6.60%	7.73%
Inception (Cumulative)	109.59%	136.83%
Highest Rolling 1 Year Return	47.04%	51.76%
Lowest Rolling 1 Year Return	-24.73%	-20.89%

Underlying Manager Breakdown

Asset Class	Fund/s
Offshore Equity	Sands Capital Global Growth Fund
Offshore Equity	Schroder ISF QEP Global Core
Offshore Equity	BlackRock Developed World Index Sub-Fund
Offshore Equity	Russell Investment Co PLC-Old
Offshore Equity	Amundi Prime Global - UCITS ETF DR
Offshore Equity	Ninety One Global Value Equity Fund
Offshore Equity	Sanlam Universal Funds PLC - S
Offshore Equity	iShares Core S&P 500 UCITS ETF
Offshore Equity	Brandes Global Equities Fund
Offshore Cash	USD Call Account

Monthly Fund Performance

	2013	2014	2015	2016	2017	2018	2019	2020	2021	2022	2023	2024	2025
Jan	-	-4.26%	-1.69%	-5.45%	2.04%	4.23%	7.51%	-0.47%	-1.54%	-6.68%	7.11%	1.04%	3.62%
Feb	-	4.28%	5.45%	-0.10%	2.99%	-3.46%	2.94%	-8.42%	3.26%	-2.25%	-2.28%	4.02%	-1.15%
Mar	-	-1.04%	-1.36%	6.39%	1.23%	-1.71%	0.77%	-14.69%	2.61%	1.36%	2.39%	3.13%	-4.37%
Apr	-	0.38%	2.12%	0.77%	1.22%	1.98%	2.99%	10.09%	4.32%	-8.22%	1.45%	-3.80%	0.92%
May	-	2.77%	0.09%	-0.10%	2.41%	0.00%	-5.13%	4.34%	1.42%	-0.51%	-1.37%	3.32%	-
Jun	-	0.93%	-2.88%	-1.54%	0.00%	0.39%	5.80%	1.67%	0.50%	-8.55%	5.74%	1.94%	-
Jul	-	-0.55%	1.30%	3.61%	1.59%	2.17%	1.26%	4.69%	0.72%	6.91%	3.34%	1.60%	-
Aug	-	0.65%	-5.76%	0.38%	-0.25%	0.68%	-1.76%	4.77%	1.88%	-3.79%	-2.48%	2.07%	-
Sep	-	-2.94%	-3.69%	0.19%	1.57%	0.08%	1.56%	-4.14%	-3.36%	-8.96%	-4.21%	1.83%	-
Oct	3.13%	-0.38%	7.26%	-2.25%	0.65%	-6.17%	2.35%	-2.27%	4.32%	6.78%	-3.28%	-2.04%	-
Nov	1.11%	3.43%	-1.13%	1.63%	2.19%	0.88%	2.65%	12.68%	-3.66%	6.49%	9.34%	4.25%	-
Dec	2.26%	-2.21%	-2.28%	1.98%	1.11%	-6.99%	3.21%	4.24%	3.57%	-3.21%	6.49%	-2.69%	-
Yr.	6.63%	0.70%	-3.29%	5.16%	18.04%	-8.23%	26.30%	9.60%	14.50%	-20.42%	23.29%	15.27%	-1.14%

Risk Analysis

	Fund	Benchmark
Volatility (Annualised)	13.87%	14.36%
% Positive Months	63.31%	63.31%
% Negative Months	36.69%	36.69%
Best Month	12.68%	12.66%
Worst Month	-14.69%	-13.47%
Average Negative Months	-3.40%	-3.50%
Maximum Drawdown	-27.85%	-26.40%
Tracking Error	2.22%	-
Sharpe Ratio	-0.00	-

Disclaimer

27four Global Equity Fund of Funds is a sub-fund of the Prescient Global Funds ICAV, an open-ended umbrella type investment company, with segregated liability between its sub-funds, authorised by the Central Bank of Ireland, as an undertaking for collective investment in transferable securities under the European Communities (UCITS) Regulation, 2011 as amended (the Regulations). It is managed by Prescient Fund Services (Ireland) Limited, 49 Upper Mount Street, Dublin 2, Ireland which is authorised by the Central Bank of Ireland, as a UCITS IV Management Company. 27four Investment Managers (Pty) Ltd, is the Investment Manager, responsible for managing the Funds investments. Prescient Global Funds ICAV full prospectus, and the KIID is available free of charge from the Manager, the Investment Manager. This is neither an offer to sell, nor a solicitation to buy any securities in any fund managed by us. Any offering is made only pursuant to the relevant offering document, together with the current financial statements of the relevant fund, and the relevant subscription application forms, all of which must be read in their entirety together with the Prospectus, Supplements and the KIID. No offer to purchase securities will be made or accepted prior to receipt by the offeree of these documents, and the completion of all appropriate documentation. Past performance of a fund is no guarantee as to its performance in the future. Changes in exchange rates may have an adverse effect on the value, price or income of the product. Independent Financial advice, should be sought as not all investments are suitable for all investors. Collective Investment Schemes (CIS) are generally medium to long-term investments. The value of participatory interests may go down as well as up and past performance is not necessarily a guide to the future. Fluctuations or movements in exchange rates may cause the value of underlying investments to go up or down. The fund is traded at ruling forward. The fund price is calculated on a net asset value basis, which is the total value of all assets in the portfolio including any income and expense accruals. Trail commission and incentives may be paid and are for the account of the Investment Manager. Performance figures quoted are from Morningstar® and are shown net of fees. Performance figures for periods longer than 12 months are annualized.

Collective Investment Schemes in Securities (CIS) should be considered as medium to long-term investments. The value may go up as well as down and past performance is not necessarily a guide to future performance. CISs are traded at the ruling price and can engage in scrip lending and borrowing. The collective investment scheme may borrow up to 10% of the market value of the portfolio to bridge insufficient liquidity. A schedule of fees, charges and maximum commissions is available on request from the Investment Manager. There is no guarantee in respect of capital or returns in a portfolio. A CIS may be closed to new investors in order for it to be managed more efficiently in accordance with its mandate. CIS prices are calculated on a net asset basis, which is the total value of all the assets in the portfolio including any income accruals and less any permissible deductions (brokerage, STT, VAT, auditors fees, bank charges, trustee and custodian fees and the annual management fee) from the portfolio divided by the number of participatory interests (units) in issue. Forward pricing is used. The Fund's Total Expense Ratio (TER) reflects the percentage of the average Net Asset Value (NAV) of the portfolio that was incurred as charges, levies and fees related to the management of the portfolio. A higher TER does not necessarily imply a poor return, nor does a low TER imply a good return. The current TER cannot be regarded as an indication of future TER's. During the phase in period TERs do not include information gathered over a full year.

Investment Terms

	Fees
Annual Management Fee	1.35%
Annual Performance Fee	10% above benchmark over a rolling 3-year period capped at 1.65%
Minimum Investment Size	Class A (10 000 USD), Class B (7 000 GBP)

Income Distribution

No distribution

A Fund of Funds is a portfolio that invests in portfolios of collective investment schemes, which levy their own charges, which could result in a higher fee structure for these portfolios. Where a current yield has been included for Funds that derive its income primarily from interest bearing income, the yield is a weighted average yield of all underlying interest bearing instruments as at the last day of the month. This yield is subject to change as market rates and underlying investments change.

The Investment Manager retains full legal responsibility for any third-party-named portfolio. Where foreign securities are included in a portfolio there may be potential constraints on liquidity and the repatriation of funds, macroeconomic risks, political risks, foreign exchange risks, tax risks, settlement risks; and potential limitations on the availability of market information. The investor acknowledges the inherent risk associated with the selected investments and that there are no guarantees. Please note that all documents, notifications of deposit, investment, redemption and switch applications must be received by Prescient by or before 13:00 (SA), to be transacted at the net asset value price for that day. Where all required documentation is not received before the stated cut off time Prescient shall not be obliged to transact at the net asset value price as agreed to. Funds are priced at either 3pm or 5pm depending on the nature of the Fund. Prices are published daily and are available on the Prescient website. Performance has been calculated using net NAV to NAV numbers with income reinvested. The performance for each period shown reflects the return for investors who have been fully invested for that period. Individual investor performance may differ as a result of initial fees, the actual investment date, the date of reinvestments and dividend withholding tax. Full performance calculations are available from the Investment Manager on request.

Transaction Costs(TC) is the percentage of the value of the Fund incurred as costs relating to the buying and selling of the Fund's underlying assets. Transaction costs are a necessary cost in administering the Fund and impacts Fund returns. It should not be considered in isolation as returns may be impacted by many other factors over time including market returns, the type of Fund, investment decisions of the Investment Manager and the TER.

For any additional information such as fund prices, brochures and application forms please go to [www.27four.com](http://www.27four.com).

This document is for information purposes only and does not constitute or form part of any offer to issue or sell or any solicitation of any offer to subscribe for or purchase any particular investments. Opinions expressed in this document may be changed without notice at any time after publication. We therefore disclaim any liability for any loss, liability, damage (whether direct or consequential) or expense of any nature whatsoever which may be suffered as a result of or which may be attributable directly or indirectly to the use of or reliance upon the information.

The 27four Global Equity Fund of Funds is registered and approved under section 65 of Cisca.

Glossary

**Annualised performance:** Annualised performance show longer term performance rescaled to a 1 year period. Annualised performance is the average return per year over the period. Actual annual figures are available to the investor on request.

**Best month:** Largest increase in any single month.

**Highest & lowest return:** The highest and lowest returns over any 1 year period since the inception date.

**Max drawdown:** The maximum peak to trough loss suffered by the Fund since inception.

**NAV:** The net asset value represents the assets of a Fund less its liabilities.

**Sharpe ratio:** The Sharpe ratio is used to indicate the excess return the portfolio delivers over the risk free rate per unit of risk adopted by the fund.

**Standard deviation:** The deviation of the return stream relative to its own average.

**Tracking error:** The volatility of the difference in returns between a Fund and its Benchmark. Also known as active risk.

**% positive months:** The percentage of months since inception where the Fund has delivered positive return.

Fund Specific Risks

**Currency exchange risk:** Changes in the relative values of individual currencies may adversely affect the value of investments and any related income.

**Default risk:** The risk that the issuers of fixed income instruments (e.g. bonds) may not be able to meet interest payments nor repay the money they have borrowed. The issuers credit quality is vital. The worse the credit quality, the greater the risk of default and therefore investment loss.

**Derivatives risk:** The use of derivatives could increase overall risk by magnifying the effect of both gains and losses in a Fund. As such, large changes in value and potentially large financial losses could result.

**Derivative counterparty risk:** A counterparty to a derivative transaction may experience a breakdown in meeting its obligations thereby leading to financial loss.

**Developing Market (excluding SA) risk:** Some of the countries invested in may have less developed legal, political, economic and/or other systems. These markets carry a higher risk of financial loss than those in countries generally regarded as being more developed.

**Equity investment risk:** Value of equities (e.g. shares) and equity-related investments may vary according to company profits and future prospects as well as more general market factors. In the event of a company default (e.g. bankruptcy), the owners of their equity rank last in terms of any financial payment from that company.

**Foreign investment risk:** Foreign securities investments may be subject to risks pertaining to overseas jurisdictions and markets, including (but not limited to) local liquidity, macroeconomic, political, tax, settlement risks and currency fluctuations.

**Geographic / Sector risk:** For investments primarily concentrated in specific countries, geographical regions and/or industry sectors, their resulting value may fluctuate more than portfolios that are more broadly invested.

**Interest rate risk:** The value of fixed income investments (e.g. bonds) tends to be inversely related to interest and inflation rates. Hence their value decreases when interest rates and/or inflation rises.

**Liquidity risk:** If there are insufficient buyers or sellers of particular investments, the result may lead to delays in trading and being able to make settlements, and/or large fluctuations in value. This may lead to larger financial losses than expected.

**Property risk:** Investments in real estate securities can carry the same risks as investing directly in real estate itself. Real estate prices

TER Breakdown

	Fees
Management Fee	1.35%
Performance Fees	0.00%
Other Cost	0.08%
<b>Total Expense Ratio (TER)</b>	<b>1.43%</b>
Transaction Cost (TC)	0.43%
<b>Total Investment Charge (TIC)</b>	<b>1.86%</b>

Contact Details

Management Company

Prescient Fund Services (Ireland) Limited, Physical address: 35 Merrion Square East, Dublin 2, D02 KH30, Ireland Postal address: 33 Sir John Rogerson's Quay, Dublin 2, Ireland Telephone number: 00 353 1 676 6959 E-mail: info@prescient.ie Website: www.prescient.ie.

Trustee

Northern Trust Fiduciary Services (Ireland) Limited Physical address: Georges Court, 54 - 62 Townsend street, Dublin 2, Ireland Telephone number: +353 1 542 2000 Website: www.northerntrust.com

Investment Manager

27four Investment Managers (Pty) Ltd, Registration number: 2007/006556/07 is an authorised Financial Services Provider (FSP 31045) under the Financial Advisory and Intermediary Services Act (No.37 of 2002), to act in the capacity as investment manager. This information is not advice, as defined in the Financial Advisory and Intermediary Services Act (No.37 of 2002). Please be advised that there may be representatives acting under supervision Physical address: Firestation Rosebank, Fifth Floor, 16 Baker Street, Rosebank, 2196 Postal address: PO Box 522417, Saxonwold, Johannesburg, 2132 Telephone number: 011 442 2464 Website: www.27four.com.

