

# PRESCIENT CORPORATE MONEY MARKET FUND (B2)

## MINIMUM DISCLOSURE DOCUMENT

### INVESTMENT AND RETURN OBJECTIVE

The Fund aims to achieve returns above the STeFI Call Index, while minimising the risk of any underperformance. Importantly, the Fund is managed conservatively and it aims to maintain capital stability and liquidity.

### INVESTMENT PROCESS

The Fund will only invest in South African markets specifically the Big Four corporate banks within the republic and in SA government and government guaranteed instruments. The Fund invests in cash and high-quality capital market instruments. The Fund is structured to minimise the risk of not meeting the benchmark. Returns achieved above the benchmark are used in specialist strategies designed to enhance yield further.

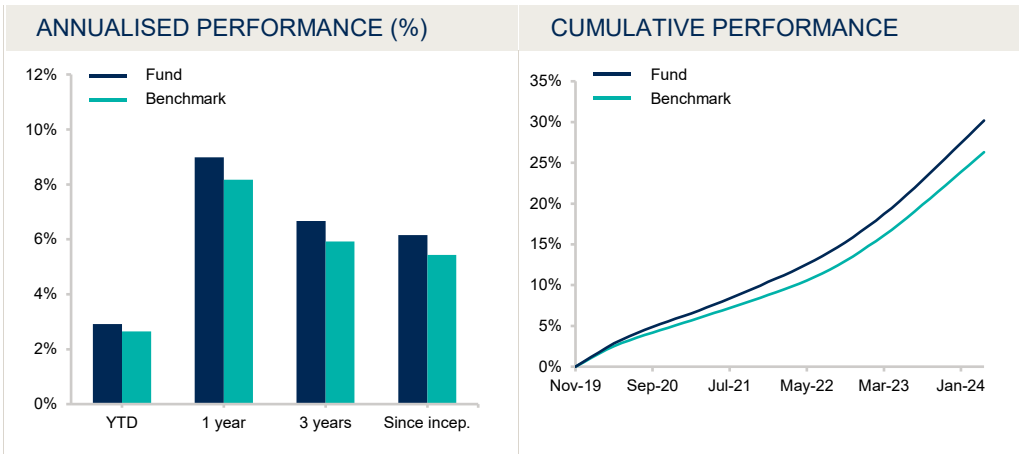
### WHO SHOULD INVEST

Investors seeking a liquid, low risk money market offering, with enhanced yields. This Fund is suitable to institutional and corporate investors who do not want exposure to non-bank issued corporate debt.

### RISK INDICATOR DEFINITION

These portfolios typically have no or low equity exposure, resulting in higher interest yields and stable capital values with the probability of capital losses over the shorter term (3 months) highly unlikely. These portfolios typically target returns in the region of 1% – 3% above inflation before tax over the long term.

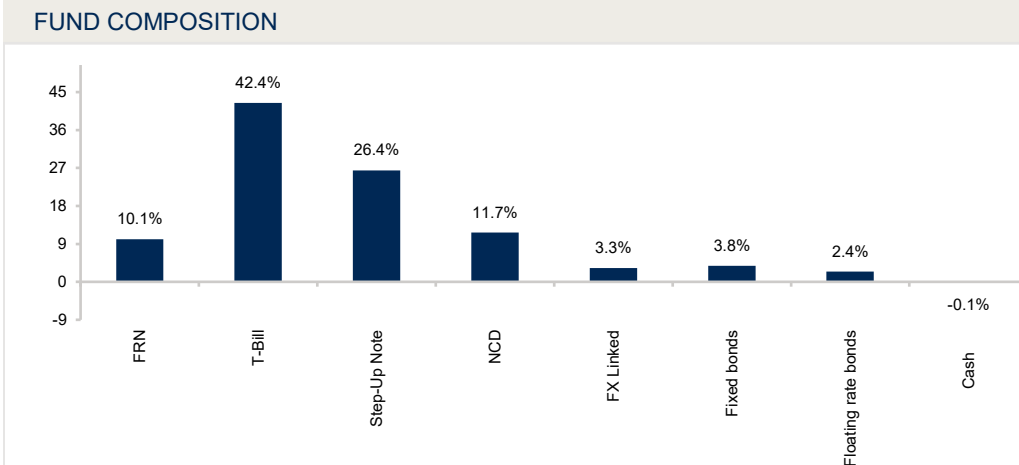
## RISK INDICATOR



ANNUALISED PERFORMANCE (%)			RISK AND FUND STATS		
	Fund	Benchmark	Current	Fund	
1 year	8.98	8.17	Yield (gross)	9.30%	
3 years	6.67	5.92	Average Duration	0.23yrs	
Since incep.	6.15	5.43	<b>Since inception (p.a.)</b>	<b>Fund</b>	<b>Benchmark</b>
Highest rolling 1 year	8.98	8.17	Alpha	0.72%	
Lowest rolling 1 year	4.05	3.50	% Positive Months	100.00%	100.00%

The Fund has a Global Credit Rating (GCR) of AA+(ZA)(f)

GCR affirms Prescient Corporate Money Market Fund's national scale fund rating of AA+(ZA)(f), with a Stable Outlook. Latest review date 12 April 2023.



# Prescient

INVESTMENT MANAGEMENT

30 APRIL 2024

## ABOUT THE FUND

**Fund Manager:**  
Prescient Cash and Income Team

**Fund Classification:**  
South Africa - Interest Bearing - Money Market

**Benchmark:**  
STeFI Call

**JSE Code:**  
PCMMB2

**ISIN:**  
ZAE000280830

**Fund Size:**  
R2 bn

**No of Units:**  
365,858,676

**Unit Price (cpu):**  
100.00

**Inception Date:**  
30 November 2019

**Minimum Investment:**  
R10 000 lump-sum  
R1 000 per month

**Initial Fee:**  
0.00%

**Annual Management Fee:**  
0.20% (excl VAT)

**Fee Class:**  
B2

(All performance figures are net of TIC)

**Fee Breakdown:**

Management Fee	0.20%
Performance Fees	0.00%
Other Fees*	0.05%
<b>Total Expense Ratio (TER)</b>	<b>0.25%</b>
<b>Transaction Costs (TC)</b>	<b>0.00%</b>
<b>Total Investment Charge (TIC)</b>	<b>0.25%</b>

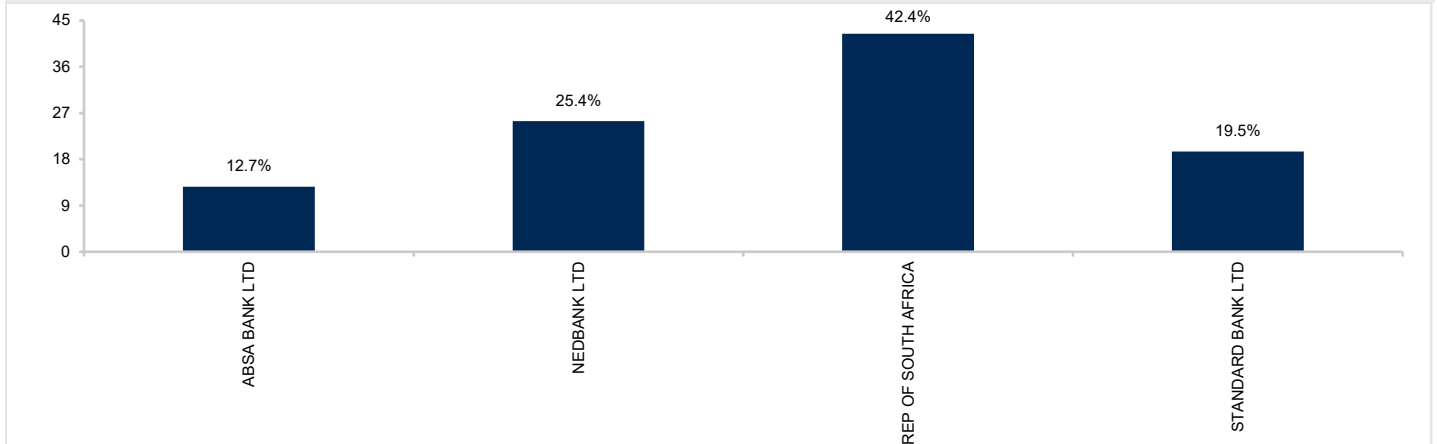
\*Other fees includes underlying fee (where applicable): Audit Fees, Custody Fees, Trustee Fees and VAT

### Income Distribution:

30 April 2024 - 0.71 cpu  
 31 March 2024 - 0.76 cpu  
 29 February 2024 - 0.69 cpu  
 31 January 2024 - 0.72 cpu  
 31 December 2023 - 0.77 cpu  
 30 November 2023 - 0.72 cpu  
 31 October 2023 - 0.72 cpu  
 30 September 2023 - 0.74 cpu  
 31 August 2023 - 0.74 cpu  
 31 July 2023 - 0.68 cpu  
 30 June 2023 - 0.73 cpu  
 31 May 2023 - 0.66 cpu  
 30 April 2023 - 0.62 cpu

# PRESCIENT CORPORATE MONEY MARKET FUND (B2)

## BANK EXPOSURE



## FUND MONTHLY RETURNS

	JAN	FEB	MAR	APR	MAY	JUN	JUL	AUG	SEP	OCT	NOV	DEC	YTD
<b>2019</b>												0.59%	0.59%
<b>2020</b>	0.60%	0.53%	0.59%	0.54%	0.41%	0.41%	0.41%	0.35%	0.34%	0.34%	0.29%	0.35%	5.28%
<b>2021</b>	0.29%	0.29%	0.34%	0.36%	0.32%	0.34%	0.37%	0.36%	0.35%	0.39%	0.35%	0.41%	4.24%
<b>2022</b>	0.36%	0.36%	0.40%	0.42%	0.39%	0.42%	0.45%	0.48%	0.51%	0.49%	0.54%	0.62%	5.60%
<b>2023</b>	0.56%	0.57%	0.70%	0.62%	0.66%	0.73%	0.68%	0.74%	0.74%	0.72%	0.72%	0.77%	8.52%
<b>2024</b>	0.72%	0.69%	0.76%	0.71%									2.91%

## FUND COMMENTARY

April saw some calm return to local Fixed Income markets, with the ALBI returning 1.37% for the month. On the global macro front, recent communication from Federal Open Market Committee (FOMC) participants acknowledged substantial advancements toward the committee's two percent inflation target over the past year, notwithstanding firmer-than-expected inflation readings in recent months. While some participants highlighted the broad-based nature of these inflationary increases, caution was expressed regarding the potential influence of residual seasonality on early-year inflation data. Overall, participants reiterated their vigilance toward inflationary risks, while anticipating some irregularities in monthly inflation indicators during the process of inflation returning to target levels. Participants assessed economic growth to decelerate from the robust pace observed in the previous year. This has seen market pricing a somewhat more dovish roadmap for US rates for the year.

In South Africa, the market has moved to price in something similar, with the first rate cut again priced for Q4 2024. Currently, the market is only reflecting a minimal cutting cycle in pricing, barely reaching 0.25%. The 12-month NCD rate widened by 15bps, and the 3-month Jibar remained unchanged over the month.

The Fund is still well positioned to take full advantage of the cycle with our step rate notes resetting at levels significantly above bank FRN spreads. This, coupled with quality credit, continues to see the Fund outperform its benchmark.

The Fund had a good performance month during April. The positive yielding assets added to the return for the month.

# PRESCIENT CORPORATE MONEY MARKET FUND (B2)

---

## GLOSSARY

**Annualised performance:** Annualised performance shows longer term performance rescaled to a 1 year period. Annualised performance is the average return per year over the period. Actual annual figures are available to the investor on request.

**Highest & Lowest performance:** The highest and lowest performance for any 1 year over the period since inception have been shown.

**NAV:** The net asset value represents the assets of a Fund less its liabilities.

**Current Yield:** Annual income (interest or dividends) divided by the current price of the security.

**CPU:** Cents Per Unit to the Glossary

**Alpha:** Denotes the outperformance of the fund over the benchmark.

**% Positive Month:** The percentage of months since inception where the Fund has delivered positive return.

**Average Duration:** The weighted average duration of all the underlying interest bearing instruments in the Fund.

## Fund Specific Risks

**Default Risk:** The risk that the issuers of fixed income instruments may not be able to meet interest payments nor repay the money they have borrowed. The issuers credit quality is vital. The worse the credit quality, the greater the risk of default and therefore investment loss.

**Interest rate risk:** The value of fixed income investments (e.g. bonds) tends to be inversely related to interest and inflation rates. Hence their value decreases when interest rates and/or inflation rises.

## Information Disclosure

The portfolio has adhered to its policy objective and there were no material changes to the composition of the portfolio during the quarter.

---

# PRESCIENT CORPORATE MONEY MARKET FUND (B2)

---

## DISCLAIMER

Collective Investment Schemes in Securities (CIS) should be considered as medium to long-term investments. The value may go up as well as down and past performance is not necessarily a guide to future performance. CIS's are traded at the ruling price and can engage in scrip lending and borrowing. The collective investment scheme may borrow up to 10% of the market value of the portfolio to bridge insufficient liquidity. A schedule of fees, charges and maximum commissions is available on request from the Manager. There is no guarantee in respect of capital or returns in a portfolio. A CIS may be closed to new investors in order for it to be managed more efficiently in accordance with its mandate. CIS prices are calculated on a net asset basis, which is the total value of all the assets in the portfolio including any income accruals and less any permissible deductions (brokerage, STT, VAT, auditor's fees, bank charges, trustee and custodian fees and the annual management fee) from the portfolio divided by the number of participatory interests (units) in issue. Forward pricing is used. The Fund's Total Expense Ratio (TER) reflects the percentage of the average Net Asset Value (NAV) of the portfolio that was incurred as charges, levies and fees related to the management of the portfolio. A higher TER does not necessarily imply a poor return, nor does a low TER imply a good return. The current TER cannot be regarded as an indication of future TERs. During the phase in period TERs do not include information gathered over a full year. Transaction Costs (TC) is the percentage of the value of the Fund incurred as costs relating to the buying and selling of the Fund's underlying assets. Transaction cost is a necessary cost in administering the Fund and impacts Fund returns. It should not be considered in isolation as returns may be impacted by many other factors over time including market returns, the type of Fund, investment decisions of the investment manager and the TER. A Money Market portfolio is not a bank deposit account and the price is targeted at a constant value. The total return is made up of interest received and any gain or loss made on any particular instrument; and in most cases the return will have the effect of increasing or decreasing the daily yield, but in the case of abnormal losses it can have the effect of reducing the capital value of the portfolio. The yield is calculated as a weighted average yield of each underlying instrument in the portfolio. Excessive withdrawals from the portfolio may place the portfolio under liquidity pressures and a process of ring-fencing of withdrawal instructions and managed pay-outs over time may be followed. Where a current yield has been included for Funds that derive its income primarily from interest bearing income, the yield is a weighted average yield of all underlying interest bearing instruments as at the last day of the month. This yield is subject to change as market rates and underlying investments change.

The Manager retains full legal responsibility for any third-party-named portfolio. Where foreign securities are included in a portfolio there may be potential constraints on liquidity and the repatriation of funds, macroeconomic risks, political risks, foreign exchange risks, tax risks, settlement risks; and potential limitations on the availability of market information. The investor acknowledges the inherent risk associated with the selected investments and that there are no guarantees. Please note that all documents, notifications of deposit, investment, redemption and switch applications must be received by Prescient by or before 13:00 (SA), to be transacted at the net asset value price for that day. Where all required documentation is not received before the stated cut-off time, Prescient shall not be obliged to transact at the net asset value price as agreed to. Money Market Funds are priced at 1pm, all other Funds are priced at either 3pm or 5pm depending on the nature of the Fund. Prices are published daily and are available on the Prescient website. Performance has been calculated using net NAV to NAV numbers, including actual initial and all ongoing fees, with income reinvested on the reinvestment date. The performance for each period shown reflects the return for investors who have been fully invested for that period. Individual investor performance may differ as a result of initial fees, the actual investment date, the date of reinvestments and dividend withholding tax. Full performance calculations are available from the manager on request. This portfolio operates as a white label fund under the Prescient Unit Trust Scheme, which is governed by the Collective Investment Schemes Control Act.

For any additional information such as fund prices, brochures and application forms please go to [www.prescient.co.za](http://www.prescient.co.za)

## CONTACT DETAILS

### Management Company:

Prescient Management Company (RF) (Pty) Ltd., **Registration number:** 2002/022560/07 **Physical address:** Prescient House, Westlake Business Park, Otto Close, Westlake, 7945 **Postal address:** PO Box 31142, Tokai, 7966 **Telephone number:** 0800 111 899 **E-mail:** [info@prescient.co.za](mailto:info@prescient.co.za) **Website:** [www.prescient.co.za](http://www.prescient.co.za)

### Trustee:

Nedbank Investor Services, **Physical address:** 2nd Floor, 16 Constantia Boulevard, Constantia Kloof, Roodepoort, 1709 **Telephone number:** +27 11 534 6557 **Website:** [www.nedbank.co.za](http://www.nedbank.co.za)

The Management Company and Trustee are registered and approved under the Collective Investment Schemes Control Act (No.45 of 2002). Prescient is a member of the Association for Savings and Investments SA.

### Investment Manager:

Prescient Investment Management (Pty) Ltd, Registration number: 1998/023640/07 is an authorised Financial Services Provider (FSP 612) under the Financial Advisory and Intermediary Services Act (No.37 of 2002), to act in the capacity as investment manager. This information is not advice, as defined in the Financial Advisory and Intermediary Services Act (No.37 of 2002). Please be advised that there may be representatives acting under supervision. **Physical address:** Block B, Silverwood, Silverwood Lane, Steenberg Office Park, Tokai, 7945 **Postal address:** PO Box 31142, Tokai 7966 **Telephone number:** +27 21 700 3600 **Website:** [www.prescient.co.za](http://www.prescient.co.za)

*This document is for information purposes only and does not constitute or form part of any offer to issue or sell or any solicitation of any offer to subscribe for or purchase any particular investments. Opinions expressed in this document may be changed without notice at any time after publication. We therefore disclaim any liability for any loss, liability, damage (whether direct or consequential) or expense of any nature whatsoever which may be suffered as a result of or which may be attributable directly or indirectly to the use of or reliance upon the information. Issue date 17 May 2024*

---