

Sands Capital Global Focus Fund

A US Dollar Accumulating Class
Minimum Disclosure Document & General Investor Report
31-Mar-2026

INVESTMENT OBJECTIVE & POLICY

The investment objective of the Fund is to achieve long-term capital appreciation. The Fund will seek to achieve its objective by investing primarily in a portfolio of equity securities and equity-related securities quoted or traded on Regulated Markets on a global basis, including equity securities issued by companies located in developed and emerging markets. The fund adheres to its policy objective.

KEY FUND FACTS

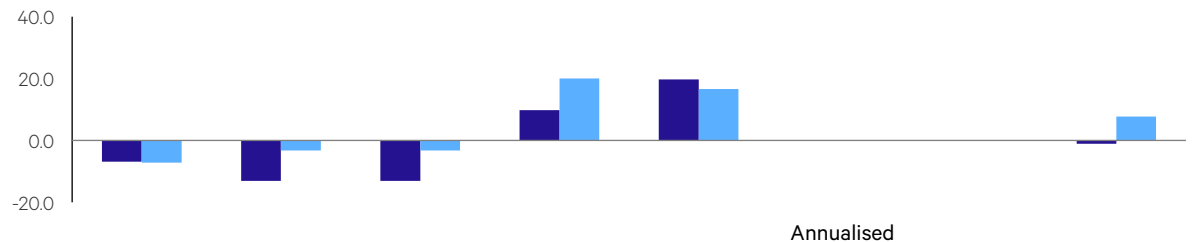
Fund Launch Date	5-Nov-2021
Domicile	Ireland
Size (as of 31.3.26)	\$14.4M
Number of Units (A USD Class)	1509210.27
Unit Price (A USD Class)	9.54
Management Fee	0.85%
Total Expense Ratio (as of 31.3.26) *	0.97%
Minimum Investment	500,000 USD/EUR/GBP
Income distribution	Does not distribute
Issue Date	30-April-2026

SHARE CLASSES

	ISIN	BLOOMBERG	NET ASSET VALUE PER SHARE
USD Accumulating Class	IE000IQ10PP4	SACTIAU ID	\$9.54

TOTAL RETURNS NET OF FEES AND EXPENSES, USD (%) as of 31-Mar-2026

Returns are shown net of all fees and expenses. Past performance does not predict future returns and an investment can lose value. Performance data is expressed in US dollars and returns may increase or decrease as a result of currency fluctuations. Since Launch results are annualised for the period starting 5-Nov-2021.



	Month	QTD	YTD	1 Year	3 Years	5 Years	10 Years	Since Launch
A USD Acc	-6.9	-13.1	-13.1	9.8	19.7	-	-	-1.1
MSCI All Country World Index (MSCI ACWI)**	-7.2	-3.2	-3.2	20.0	16.6	-	-	7.7

CALENDAR YEAR RETURNS, USD (%)

Returns are shown net of all fees and expenses. Past performance does not predict future returns. Returns may increase or decrease as a result of currency fluctuations.

	2025	2024	2023	2022
A USD Acc	13.9	37.9	50.3	-47.9
MSCI All Country World Index (MSCI ACWI)**	32.7	31.6	47.7	-32.3

*Total Expense Ratio is the fund's total annual operating costs expressed as a percentage of average assets.

**Please note that effective 3.11.2025, the Fund changed its name from Technology Innovators to Global Focus and the benchmark was updated from the MSCI ACWI IT & Communication Services Index to the MSCI All Country World Index. These changes reflect the Fund's revised investment strategy. Performance prior to this date was achieved under the previous strategy, name and benchmark and may not be indicative of future performance under the updated approach.

CHARACTERISTICS as of 31-Mar-2026 (USD)

	Fund	MSCI ACWI
Percent Equities	94.2%	100%
Number of Holdings	19	2,515
Number of Countries	8	48
Weighted Avg. Market Cap	\$999.3B	\$820.8B
Median Avg Market Cap	\$106.4B	\$17.3B
Forward P/E – Next 12 mos.	25x	17x
Strategy Turnover Rate – Trailing 12 mos.	49%	n/a
Fund Turnover Rate – Trailing 12 mos.	239%	n/a

CARBON METRICS as of 31-Mar-2026 (USD)

This Fund does not have a specific decarbonisation objective. Data shown is measured as Scope 1 (direct operational greenhouse-gas emissions) & Scope 2 (indirect emissions from purchased energy) and includes holdings for which data is available.

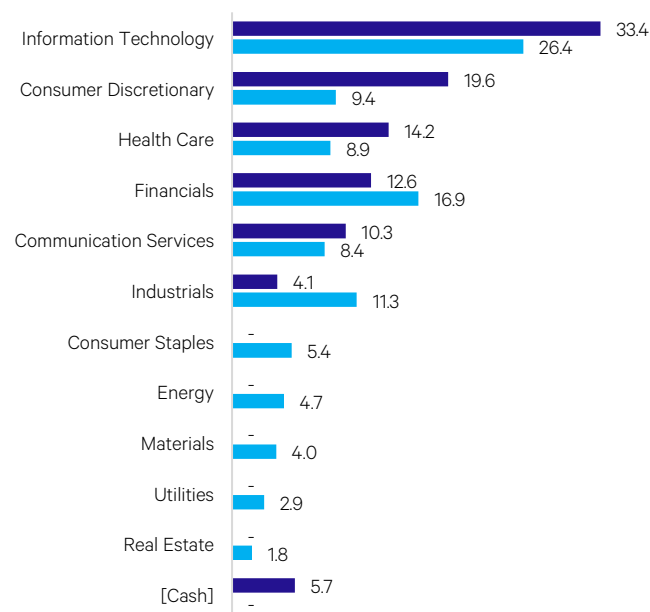
	Fund	MSCI ACWI
Carbon Emissions (tCO _{2e} / \$M Invested)	2	58
Wtd. Avg. Carbon Intensity (tCO _{2e} / \$M Sales)	21.8	124.7
Carbon Data Availability (Market Value)	100%	99%

TOP TEN HOLDINGS (58.5% OF ASSETS) as of 31-Mar-2026 (USD)

Company	Sector	Weight (%)
NVIDIA	Information Technology	9.0
Taiwan Semiconductor	Information Technology	7.5
Amazon	Consumer Discretionary	7.0
Netflix	Communication Services	5.9
Intuitive Surgical	Health Care	5.6
Intercontinental Exchange	Financials	4.9
Visa	Financials	4.8
MercadoLibre	Consumer Discretionary	4.7
Cloudflare	Information Technology	4.6
Alphabet	Communication Services	4.4

SECTOR

● Fund ● MSCI ACWI



KEY RISKS

Capital: All investments are subject to market risk, including the possible loss of principal. All investors should consider the risks that may impact their capital, before investing. The value of your investment may become worth more or less than at the time of the original purchase. The Fund may experience high volatility.

Concentration: Concentration of investments within securities, sectors or industries, or geographical regions may impact performance. The strategy is concentrated in a limited number of holdings. As a result, poor performance by a single large holding of the strategy would adversely affect its performance more than if the strategy were invested in a larger number of companies.

Political and economic: Country, regional and economic events may impact performance. Emerging market countries may be subject to higher than usual risks of political changes, government regulation, social instability or diplomatic developments (including war) which could adversely affect the economies of the relevant countries and thus the value of investments in those countries.

Currency: The value of the Fund may be affected by changes in exchange rates between the investor's currency of reference, the base currency of the Fund, and the currency of the asset, which may lead to a depreciation of the value of the investment.

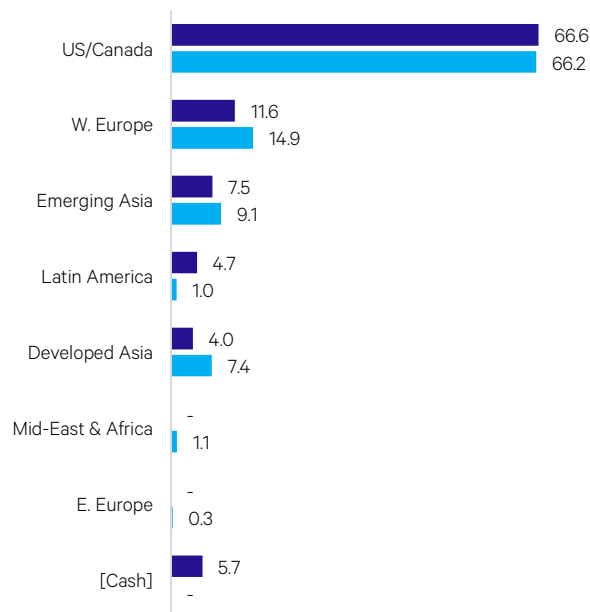
Market Liquidity: The value of the Fund may be affected by market liquidity risk, which may negatively affect how the fund executes transactions.

Sustainability: A Sustainability Risk is an environmental, social or governance risk that, if it occurs, would likely cause a material negative impact on the value of the Fund. The Fund integrates these risks solely for financial risk management rather than for any explicit sustainability goal.

Investment Style: The Fund's growth investing style may become out of favor, which may result in periods of underperformance. Holdings are subject to change; there is no assurance that any securities listed will remain in the Fund.

REGION

● Fund ● MSCI ACWI



There was no material change to the asset allocation compared to the last quarter. Characteristics, carbon metrics and sector (and regional, country, and industry where applicable) are for the Sands Capital Global Focus Fund accumulating share classes, including the A USD Accumulated Class; allocations may not sum to 100% due to rounding. Sources: Northern Trust, FactSet, MSCI.

Sands Capital is an active, long-term investor in leading innovative growth businesses, globally. Through an integrated investment platform spanning venture capital, growth equity and public equity, we provide growth capital solutions to institutions and fund sponsors in more than 30 countries. Sands Capital is an independent, staff-owned firm founded in 1992 with offices in the Washington, D.C. area, London, and Singapore.

Glossary of terms: **Net Asset Value (NAV)** represents the assets of a Fund less its liabilities. **Market Capitalization** is the aggregate \$ market determined value of a company's outstanding issued share capital. It is calculated as shares outstanding multiplied by the latest share price. **Weighted Avg. Market Cap** is calculated by multiplying the market capitalization of each company by its weight in the portfolio and divided by the total number of companies in the portfolio. **Median Avg. Market Cap** is the midpoint of market capitalization of the stocks in a portfolio. **ISIN** is a 12-character code used to identify each share class internationally. **Forward P/E – Next 12 months** is the ratio of a company's share price to next year's expected earnings. Estimates are based on broker consensus. **Strategy Turnover Rate** is calculated excluding cash using the strategy model portfolio. **Fund Turnover Rate** is calculated using the purchases, sales, subscriptions and redemptions of the Fund. **Carbon Emissions** are expressed as tons carbon dioxide (CO2) equivalent emissions (tCO₂e) per \$Million invested, this metric indicates the portfolio's exposure to potential climate change-related risks relative to the benchmark. **Weighted Average Carbon Intensity** is expressed as tons CO2 equivalent emissions/\$Million sales, this metric indicates the portfolio's exposure to potential climate change-related risks relative to the benchmark. At a business level, MSCI ESG Research calculates Carbon Intensity as carbon emissions per dollar of sales. The portfolio-level Weighted Average Carbon Intensity is the sum product of the business weights and their intensities. **Sustainability Risk** is an environmental, social or governance risk that, if it occurs, would likely cause a material negative impact on the value of the Fund. A description of the manner in which Sustainability Risks are integrated in the investment decisions of the Company and the Company's SRD II Engagement Policy can be found in the Prospectus Supplement at <http://www.sandscapital.com/document-library-ucits/>. Additional information about technical terms and methodology is available at <https://www.sandscapital.com/disclosures/>.

© 2026 MSCI ESG Research LLC. Reproduced by permission, no further redistribution. Although Sands Capital Management, LLC's information providers, including without limitation, MSCI ESG Research LLC and its affiliates (the "ESG Parties"), obtain information from sources they consider reliable, none of the ESG Parties warrants or guarantees the originality, accuracy and/or completeness of any data herein. None of the ESG Parties makes any express or implied warranties of any kind, and the ESG Parties hereby expressly disclaim all warranties of merchantability and fitness for a particular purpose, with respect to any data herein. None of the ESG Parties shall have any liability for any errors or omissions in connection with any data herein. Further, without limiting any of the foregoing, in no event shall any of the ESG Parties have any liability for any direct, indirect, special, punitive, consequential or any other damages (including lost profits) even if notified of the possibility of such damages. We reserve the right to invoke a credible data source should we find the ESG Parties' data to be erroneous.

The MSCI ACWI is a free float-adjusted market capitalization weighted index that is designed to measure the equity market performance across 23 Developed Markets (DM) and 24 Emerging Markets (EM) countries. DM countries include: Australia, Austria, Belgium, Canada, Denmark, Finland, France, Germany, Hong Kong, Ireland, Israel, Italy, Japan, Netherlands, New Zealand, Norway, Portugal, Singapore, Spain, Sweden, Switzerland, the UK and the US. EM countries include: Brazil, Chile, China, Colombia, Czech Republic, Egypt, Greece, Hungary, India, Indonesia, Korea, Kuwait, Malaysia, Mexico, Peru, Philippines, Poland, Qatar, Saudi Arabia, South Africa, Taiwan, Thailand, Turkey and United Arab Emirates.

The Sands Capital Global Focus Fund is registered and approved under section 65 of the Collective Investment Schemes Control Act (CISCA).

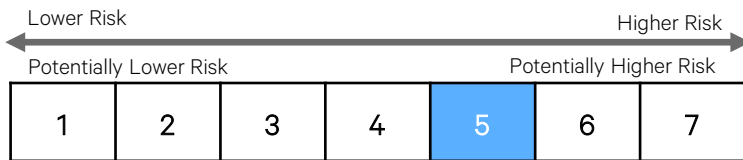
Collective Investment Schemes in Securities (CIS) should be considered as medium to long-term investments. The value may go up as well as down and past performance is not necessarily a guide to future performance. CIS's are traded at the ruling price and can engage in scrip lending and borrowing. The collective investment scheme may borrow up to 10% of the market value of the portfolio to bridge insufficient liquidity. Fees are detailed in the Funds' prospectus available from the Fund Administrator or on Sands Capital's website. There is no guarantee in respect of capital or returns in a portfolio. A CIS may be closed to new investors in order for it to be managed more efficiently in accordance with its mandate. CIS prices are calculated on a net asset basis, which is the total value of all the assets in the portfolio including any income accruals and less any permissible deductions (brokerage, STT, VAT, auditor's fees, bank charges, Depositary fees and the annual management fee) from the portfolio divided by the number of participatory interests (units) in issue.

The Fund's Total Expense Ratio (TER) reflects the percentage of the average Net Asset Value (NAV) of the portfolio that was incurred as charges, levies and fees related to the management of the portfolio. A higher TER does not necessarily imply a poor return, nor does a low TER imply a good return. The current TER cannot be regarded as an indication of future TER's. A schedule of fees, charges, and maximum commissions is available from the manager on request. Please note that all documents, notifications of deposit, investment, redemption and switch applications must be received by Sands Capital Funds plc by or before 4:00 p.m. (Irish time) on each Dealing Day, to be transacted at the net asset value price for that day. Where all required documentation is not received before the stated cut off time Sands Capital Funds plc shall not be obliged to transact at the net asset value price as agreed to. The Sands Capital Funds plc are priced on each Dealing Day at 4:00 p.m. US Eastern Time. The Net Asset Value per Share will be available to Shareholders of the Fund on request and shall also be made public at the offices of the Administrator during normal business hours and will be published daily on Bloomberg and Telekurs. Performance has been calculated using net NAV to NAV numbers with income reinvested.

The performance for each period shown reflects the return for investors who have been fully invested for that period. Individual investor performance may differ as a result of initial fees, the actual investment date, the date of reinvestments and dividend withholding tax. Full performance calculations are available from the Administrator on request. For any additional information such as the Prospectus, Annual and Semi-Annual reports, and Application forms, please go to www.sandscapital.com/document-library-ucits/. This document is for information purposes only and does not constitute or form part of any offer to issue or sell or any solicitation of any offer to subscribe for or purchase any particular investments. Opinions expressed in this document may be changed without notice at any time after publication. We therefore disclaim any liability for any loss, liability, damage (whether direct or consequential) or expense of any nature whatsoever which may be suffered as a result of or which may be attributable directly or indirectly to the use of or reliance upon the information.

South African Representative Office: Prescient Management Company (RF)(PTY)LTD, is registered and approved under the Collective Investment Schemes Control Act (No.45 of 2002) with Registration number 2002/02256/07.

For additional inquiries, please contact Northern Trust International Fund Administration Services (Ireland) Limited, George's Court, 4-62 Townsend Street, Dublin 2, Ireland, +353 1 434 5122, Sandscapital_ta@ntrs.com.



The risk category is a measure of how significant the rises and falls in the Fund's return have been historically – it does not measure capital gains or loss and may not be reliable indication of the Fund's future returns or risk.

The lowest risk category does not mean "risk free".

The risk category shown is not a target or guarantee and may shift over time.

The Fund is in this category because the type of investments that it is permitted to hold, the various risks that the Fund may be exposed to and the typical level of return of the Fund.

Administrator	Investment Manager	Depositary
Northern Trust International Fund Administration Services (Ireland) Limited George's Court 54-62 Townsend Street Dublin 2, Ireland +353 1 434 5122 Sandscapital_ta@ntrs.com	Sands Capital Management, LLC 1000 Wilson Blvd, Ste. 3000 Arlington, VA 22209 United States + 1 703-562-4000 www.sandscapital.com	Northern Trust Fiduciary Services (Ireland) Limited George's Court 54-62 Townsend Street Dublin 2, Ireland