

FUND MANAGER
Jacques Du Toit
SECTOR
SA – multi asset – flexible
BENCHMARK
CPI + 3%
ISIN
ZAE000195467
FUND SIZE
R160.6 m
NO OF UNITS
69,897,931
UNIT PRICE (CPU)
175.38
INCEPTION DATE
23 September 2014
MINIMUM INVESTMENT
R10 000 lump-sum
INCOME DISTRIBUTION
31 March 2025 - 1.58 cpu
31 March 2024 - 5.17 cpu
INITIAL FEE
0.00%
MANAGEMENT FEE
1.25% (excl VAT)
PERFORMANCE FEE
15% in excess of the benchmark
FEE CLASS
A1

Fee Breakdown:	
Management Fee	1.25%
Performance Fees	2.15%
Other Fees*	0.32%
Total Expense Ratio (TER)	3.72%
Transaction Costs (TC)	0.03%
Total Investment Charge (TIC)	3.75%
*Other fees includes underlying fee (where applicable): Audit Fees, Custody Fees, Trustee Fees and VAT	

FUND OBJECTIVE


The Cohesive Capital Flexible Prescient Fund aims to deliver steady real capital growth over time while minimizing downside risk.

Cohesive Capital has adhered to the policy objective in managing the fund.

INVESTMENT STRATEGY

The fund will have exposure to a diversified range of equities, bonds, preference shares, debentures, money markets and property markets. The manager seeks to capture value opportunities by investing in undervalued securities and by actively managing the asset allocation. The fund will predominately invest in South African markets and a maximum of 45% will be invested offshore.

RISK INDICATOR

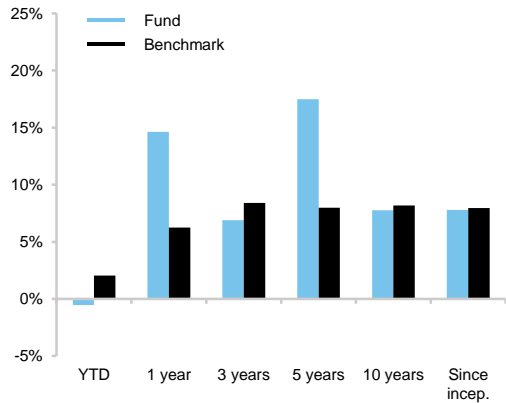


% ANNUALISED RETURNS	FUND	BENCHMARK	SECTOR AVERAGE
YTD	-0.53%	2.04%	0.75%
1 year	14.63%	6.25%	13.83%
3 years	6.91%	8.40%	8.67%
5 years	17.48%	7.99%	13.77%
7 years	8.85%	7.84%	8.59%
10 years	7.78%	8.17%	6.65%
Since incep.	7.80%	7.96%	7.16%

*All performance figures are net of fees.

PERFORMANCE MEASURES Since inception (p.a.)	FUND	BENCHMARK
Highest rolling 1 year	54.86%	11.12%
Lowest rolling 1 year	-25.67%	5.12%
% Positive Months	62.21%	97.64%

ANNUALISED PERFORMANCE (%)

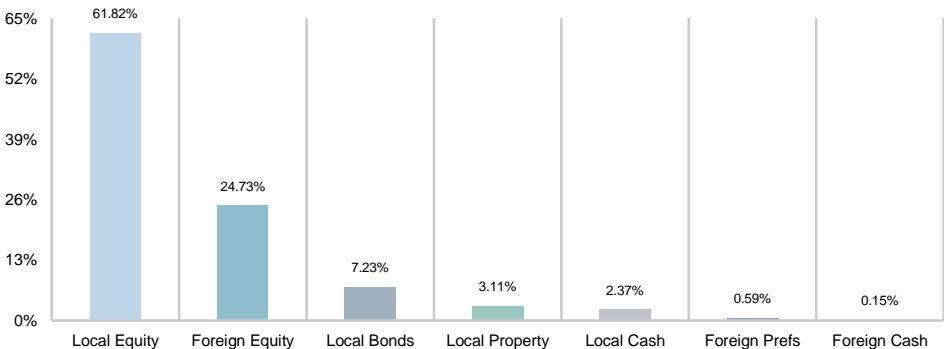


Source: Performance calculated by Prescient Fund Services verified by the FSP
Date: 31 March 2025

TOP 10 HOLDINGS

Prosus NV	4.96%
Shell PLC	3.86%
Rolls-Royce Holdings PLC	3.30%
Investec Plc	3.21%
British American Tobacco Plc	3.09%
Naspers Ltd - N Shares	3.04%
Remgro Ltd	2.91%
Anglo Platinum Ltd	2.80%
KAL Group LTD	2.59%
Aviva PLC	2.37%
Total	32.14%

ASSET ALLOCATION



COHESIVE CAPITAL FLEXIBLE PRESCIENT FUND

DISCLAIMER

Collective Investment Schemes in Securities (CIS) should be considered as medium to long-term investments. The value may go up as well as down and past performance is not necessarily a guide to future performance. CIS's are traded at the ruling price and can engage in scrip lending and borrowing. The collective investment scheme may borrow up to 10% of the market value of the portfolio to bridge insufficient liquidity. A schedule of fees, charges and maximum commissions is available on request from the Manager. There is no guarantee in respect of capital or returns in a portfolio. A CIS may be closed to new investors in order for it to be managed more efficiently in accordance with its mandate. CIS prices are calculated on a net asset basis, which is the total value of all the assets in the portfolio including any income accruals and less any permissible deductions (brokerage, STT, VAT, auditor's fees, bank charges, trustee and custodian fees and the annual management fee) from the portfolio divided by the number of participatory interests (units) in issue. Forward pricing is used. The Fund's Total Expense Ratio (TER) reflects the percentage of the average Net Asset Value (NAV) of the portfolio that was incurred as charges, levies and fees related to the management of the portfolio. A higher TER does not necessarily imply a poor return, nor does a low TER imply a good return. The current TER cannot be regarded as an indication of future TER's. During the phase in period TER's do not include information gathered over a full year. Transaction Costs (TC) is the percentage of the value of the Fund incurred as costs relating to the buying and selling of the Fund's underlying assets. Transaction costs are a necessary cost in administering the Fund and impacts Fund returns. It should not be considered in isolation as returns may be impacted by many other factors over time including market returns, the type of Fund, investment decisions of the investment manager and the TER.

The Manager retains full legal responsibility for any third-party-named portfolio. Where foreign securities are included in a portfolio there may be potential constraints on liquidity and the repatriation of funds, macroeconomic risks, political risks, foreign exchange risks, tax risks, settlement risks; and potential limitations on the availability of market information. The investor acknowledges the inherent risk associated with the selected investments and that there are no guarantees. Please note that all documents, notifications of deposit, investment, redemption and switch applications must be received by Prescient by or before 13:00 (SA), to be transacted at the net asset value price for that day. Where all required documentation is not received before the stated cut off time Prescient shall not be obliged to transact at the net asset value price as agreed to. Funds are priced at either 3pm or 5pm depending on the nature of the Fund. Prices are published daily and are available on the Prescient website.

Performance has been calculated using net NAV to NAV numbers with income reinvested. The performance for each period shown reflects the return for investors who have been fully invested for that period. Individual investor performance may differ as a result of initial fees, the actual investment date, the date of reinvestments and dividend withholding tax. Full performance calculations are available from the manager on request.

This portfolio operates as a white label fund under the Prescient Unit Trust Scheme, which is governed by the Collective Investment Schemes Control Act.

For any additional information such as fund prices, brochures and application forms please go to www.prescient.co.za

INFORMATION DISCLOSURE

The portfolio has adhered to its policy objective and there were no material changes to the composition of the portfolio during the quarter.

RISK INDICATOR DEFINITION

These portfolios generally hold more equity exposure than low risk portfolios but less than high risk portfolios. In turn the expected volatility is higher than low risk portfolios, but less than high risk portfolios. The probability of losses are higher than that of the low risk portfolios, but less than high risk portfolios. Expected potential long term investment returns could therefore be lower than high risk portfolios due to lower equity exposure, but higher than low risk portfolios.

FUND SPECIFIC RISK

Default Risk: The risk that the issuers of fixed income instruments may not be able to meet interest payments nor repay the money they have borrowed. The issuers credit quality is vital. The worse the credit quality, the greater the risk of default and therefore investment loss.

Foreign Investment Risk: Foreign securities investments may be subject to risks pertaining to overseas jurisdictions and markets, including (but not limited to) local liquidity, macroeconomic, political, tax, settlement risks and currency fluctuations.

Interest Rate Risk: The value of fixed income investments (e.g. bonds) tends to be inversely related to interest and inflation rates. Hence their value decreases when interest rates and/or inflation rises.

% Property Risk: Investments in real estate securities can carry the same risks as investing directly in real estate itself. Real estate prices move in response to a variety of factors, including local, regional and national economic and political conditions, interest rates and tax considerations.

Currency Exchange Risk: Changes in the relative values of individual currencies may adversely affect the value of investments and any related income.

Geographic / Sector Risk: For investments primarily concentrated in specific countries, geographical regions and/or industry sectors, their resulting value may decrease whilst portfolios more broadly invested might grow.

Liquidity Risk: If there are insufficient buyers or sellers of particular investments, the result may lead to delays in trading and being able to make settlements, and/or large fluctuations in value. This may lead to larger financial losses than expected.

Equity Investment Risk: Value of equities (e.g. shares) and equity-related investments may vary according to company profits and future prospects as well as more general market factors. In the event of a company default (e.g. bankruptcy), the owners of their equity rank last in terms of any financial payment from that company.

GLOSSARY

Annualised Performance: Annualised performance shows longer term performance rescaled to a 1 year period. Annualised performance is the average return per year over the period. Actual annual figures are available to the investor on request.

Highest & Lowest Performance: The highest and lowest performance for any 1 year over the period since inception have been shown.

NAV: The net asset value represents the assets of a Fund less its liabilities.

% Positive Month: The percentage of months since inception where the Fund has delivered positive return.

CONTACT DETAILS

Management Company: Prescient Management Company (RF) (Pty) Ltd., **Registration number:** 2002/022560/07 **Physical address:** Prescient House, Westlake Business Park, Otto Close, Westlake, 7945 **Postal address:** PO Box 31142, Tokai, 7966 **Telephone number:** 0800 111 899 **E-mail:** info@prescient.co.za **Website:** www.prescient.co.za

Trustee: Nedbank Investor Services, **Physical address:** 2nd Floor, 16 Constantia Boulevard, Constantia Kloof, Roodepoort, 1709 **Telephone number:** +27 11 534 6557 **Website:** www.nedbank.co.za

The Management Company and Trustee are registered and approved under the Collective Investment Schemes Control Act (No.45 of 2002). Prescient is a member of the Association for Savings and Investments SA.

Investment Manager: Cohesive Capital (Pty) Ltd, **Registration number:** 2009/008088/07 is an authorised Financial Services Provider (33489) under the Financial Advisory and Intermediary Services Act (No.37 of 2002), to act in the capacity as investment manager. This information is not advice, as defined in the Financial Advisory and Intermediary Services Act (No.37 of 2002). Please be advised that there may be representatives acting under supervision. **Physical and postal address:** 46 Orange Street, Gardens, Cape Town **Telephone number:** 021 541 0019 **Website:** www.cohesivecapital.co.za