

INVESTMENT OBJECTIVE

The Fund aims to achieve long term capital growth appreciation over a full market cycle by maintaining meaningful exposure to growth assets like equities.

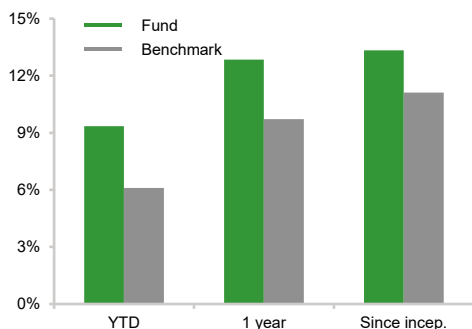
INVESTMENT POLICY

To build and manage a cost-effective growth fund (multi-asset high equity fund) using a strategic asset allocation range methodology & implemented by investing in ETFs and other low-cost investment strategies to get broad, diversified, and efficient exposure to the asset classes.

RISK INDICATOR

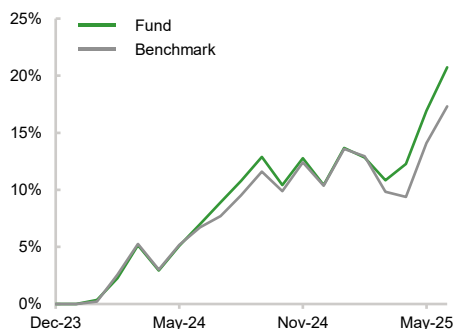


ANNUALIZED PERFORMANCE (%)



Source: Performance calculated by Prescient Fund Services verified by the FSP
Date: 30 June 2025

CUMMULATIVE PERFORMANCE



PERFORMANCE (%)

	Fund	Benchmark
6 months	9.34	6.11
YTD	9.34	6.11
1 year	12.84	9.71
Since incep.	13.33	11.11
Highest rolling 1 year	13.27	13.33
Lowest rolling 1 year	5.42	4.19

All performance figures are net of fees.

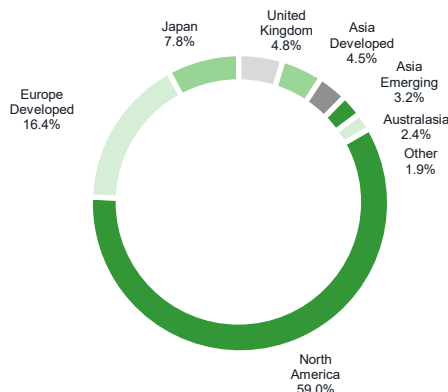
TOP 10 EQUITY HOLDINGS*

	% of Fund
Microsoft Corp	2.5%
NVIDIA Corp	2.4%
Apple Inc	2.1%
Amazon.com Inc	1.4%
Meta Platforms Inc Class A	1.0%
Broadcom Inc	0.8%
Alphabet Inc Class A	0.7%
Tesla Inc	0.7%
Berkshire Hathaway Inc Class B	0.7%
Taiwan Semiconductor Manufacturing Co Ltd	0.6%
Total	12.9%

ASSET ALLOCATION (%)

	Total
Cash	4.5%
Bonds	19.5%
Equity	70.5%
Commodities	2.6%
REITs	2.9%
Total	100.0%

COUNTRY EQUITY EXPOSURE



FUND COMMENTARY

Global equity markets rebounded in May and June, with the S&P 500 reaching new highs and US equities recovering from earlier volatility, though still trailing global peers year-to-date (MSCI USA +5.6%, MSCI World ex-USA +17.3%). Market sentiment improved following the suspension of "reciprocal tariffs," easing US-China tensions, robust Q1 earnings, and supportive monetary policy outlooks. However, US equity valuations remain elevated (forward P/E ~22x), and concerns persist over deficit spending and rising US debt, especially after recent tax legislation. The Federal Reserve now forecasts slower US growth (1.4% in 2025), higher inflation (3%), and a modest uptick in unemployment (4.5%). In Europe, the euro has strengthened despite rate cuts and a subdued outlook, while the UK continues to grapple with elevated inflation. In Asia, China faces export and manufacturing challenges due to persistent tariffs. As the year progresses, cautious optimism is tempered by demanding valuations, policy uncertainty, and ongoing regional risks.

Fund Information

Investment Manager:

David Shochot

Fund Classification:

UCITS

Benchmark:

EAA Fund USD Aggressive Allocation

Base Currency:

USD

ISIN:

IE0005K7EX73

Fund Size:

\$48.3 m

No of Units:

13,890.79

Unit Price:

12,072.93

Fee Class:

A

Inception Date:

29 December 2023

Minimum Investment:

\$2 500 lump-sum

\$2 500 per month

Annual Management Fee:

0.35%

Fee Breakdown:

Management Fee	0.35%
Performance Fees	N/A
Other Fees*	0.31%
Total Expense Ratio	0.66%
Transaction Costs	0.00%
Total Investment Charge	0.66%

*Other fees includes underlying fee (where applicable): Audit Fees, Custody Fees, Trustee Fees and VAT

*TIC Fees are calculated in respect of 12 months ending before 31 March 2025

Income Distribution:

Accumulating

Risk Indicator Definition

Generally, these portfolios hold more equity exposure than any other risk profiled portfolio therefore tend to carry higher volatility. Expected potential long-term returns could be higher than other risk profiles, in turn potential losses of capital could be higher.

Disclosure

The portfolio has adhered to its objective and there were no material changes to the composition of the Fund portfolio during the quarter.

Glossary

Annualised Performance: Annualised performance shows longer term performance rescaled to a 1 year period. Annualised performance is the average return per year over the period. Actual annual figures are available to the investor on request.

Highest & Lowest Performance: The highest and lowest performance for any 1 year over the period since inception have been shown.

NAV: The net asset value represents the assets of a Fund less its liabilities.

Total Expense Ratio (TER%): The Total Expense Ratio (TER) is the percentage of the net asset value of the class of the Financial Product incurred as expenses relating to the administration of the Financial Product.

Transaction Costs (TC%): The Transaction Costs (TC) is the percentage of the net asset value of the Financial Product incurred as costs relating to the buying and selling of the assets underlying the Financial Product.

Total Investment Charges TIC (%) = TER (%) + TC (%): The Total Investment Charges (TIC), the TER + the TC, is the percentage of the net asset value of the class of the Financial Product incurred as costs relating to the investment of the Financial Product. It should be noted that a TIC is the sum of two calculated ratios (TER+TC).

Fund Specific Risk

Default Risk: The risk that the issuers of fixed income instruments may not be able to meet interest payments nor repay the money they have borrowed. The issuers credit quality is vital. The worse the credit quality, the greater the risk of default and therefore investment loss.

Foreign Investment Risk: Foreign securities investments may be subject to risks pertaining to overseas jurisdictions and markets, including (but not limited to) local liquidity, macroeconomic, political, tax, settlement risks and currency fluctuations.

Interest Rate Risk: The value of fixed income investments (e.g. bonds) tends to be inversely related to interest and inflation rates. Hence their value decreases when interest rates and/or inflation rises.

% Property Risk: Investments in real estate securities can carry the same risks as investing directly in real estate itself. Real estate prices move in response to a variety of factors, including local, regional and national economic and political conditions, interest rates and tax considerations.

Currency Exchange Risk: Changes in the relative values of individual currencies may adversely affect the value of investments and any related income.

Equity Investment Risk: Value of equities (e.g. shares) and equity-related investments may vary according to company profits and future prospects as well as more general market factors. In the event of a company default (e.g. bankruptcy), the owners of their equity rank last in terms of any financial payment from that company.

Contact Details

Management Company: Prescient Fund Services (Ireland) Ltd, **Registration number:** 462620 **Physical address:** 35 Merrion Square East Dublin 2, Ireland **Postal address:** 33 Sir John Rogerson's Quay, Dublin 2, Ireland **Telephone number:** 00 353 1 676 6959 **E-mail:** info@prescient.ie **Website:** www.prescient.ie

Trustee: NORTHERN TRUST FIDUCIARY SERVICES (IRELAND) LIMITED, **Physical address:** Georges Court, 54 - 62 Townsend Street, Dublin 2, Ireland **Telephone number:** +353 1 542 2000 **Website:** www.northerntrust.com

Investment Manager: Stylo Investments (Pty) Ltd, **Registration number:** 2012/141578/07 is an authorised Financial Services Provider (FSP44599) under the Financial Advisory and Intermediary Services Act (No.37 of 2002), to act in the capacity as investment manager. This information is not advice, as defined in the Financial Advisory and Intermediary Services Act (No.37 of 2002). Please be advised that there may be representatives acting under supervision. **Physical and postal address:** Stylo Investments (Pty) Ltd Office 201, Cape Quarter Square 27 Somerset Road, De Waterkant **Telephone number:** (021) 401 8955 **Website:** www.styloinvestments.com

Disclaimer

The Fund is a sub-fund of the Prescient Global Funds ICAV, an open-ended umbrella type investment company, with segregated liability between its sub-funds, authorised by the Central Bank of Ireland, as an undertaking for collective investment in transferable securities under the European Communities (UCITS) Regulation, 2011 as amended (the Regulations). It is managed by Prescient Fund Services (Ireland) Ltd, 35 Merrion Square Dublin 2, Ireland which is authorised by the Central Bank of Ireland, as a UCITS IV Management Company. Stylo Investments is the Investment Manager, responsible for managing the Fund's investments.

The Prescient Global Funds ICAV full prospectus, and the KIID is available free of charge from the Manager. This is neither an offer to sell, nor a solicitation to buy any shares in any fund managed by us. Any offering is made only pursuant to the relevant offering document, together with the current financial statements of the relevant fund, and the relevant subscription application forms, all of which must be read in their entirety together with the Prospectus, Supplements and the KIID. No offer to purchase shares will be made or accepted prior to receipt by the offeree of these documents, and the completion of all appropriate documentation.

Past performance of a fund is no guarantee as to its performance in the future. Changes in exchange rates may have an adverse effect on the value, price or income of the product. Independent Financial advice, should be sought as not all investments are suitable for all investors. Collective Investment Schemes (CIS) are generally medium to long term investments. The value of participatory interests may go down as well as up and past performance is not necessarily a guide to the future. Fluctuations or movements in exchange rates may cause the value of underlying investments to go up or down. The fund is traded at ruling forward. The fund price is calculated on a net asset value basis, which is the total value of all assets in the portfolio including any income and expense accruals. Trail commission and incentives may be paid and are for the account of the manager.

Collective Investment Schemes in Securities (CIS) should be considered as medium to long-term investments. The value may go up as well as down and past performance is not necessarily a guide to future performance. CIS's are traded at the ruling price and can engage in scrip lending and borrowing. The collective investment scheme may borrow up to 10% Of the market value of the portfolio to bridge insufficient liquidity. A schedule of fees, charges and maximum commissions is available on request from the Manager. There is no guarantee in respect of capital or returns in a portfolio. A CIS may be closed to new investors in order for it to be managed more efficiently in accordance with its mandate. CIS prices are calculated on a net asset basis, which is the total value of all the assets in the portfolio including any income accruals and less any permissible deductions (brokerage, STT, VAT, auditor's fees, bank charges, trustee and custodian fees and the annual management fee) from the portfolio divided by the number of participatory interests (units) in issue. Forward pricing is used.

The Fund's Total Expense Ratio (TER) reflects the percentage of the average Net Asset Value (NAV) of the portfolio that was incurred as charges, levies and fees related to the management of the portfolio. A higher TER does not necessarily imply a poor return, nor does a low TER imply a good return. The current TER cannot be regarded as an indication of future TER's. During the phase in period TER's do not include information gathered over a full year. Transaction Costs (TC) is the percentage of the value of the Fund incurred as costs relating to the buying and selling of the Fund's underlying assets. Transaction costs are a necessary cost in administering the Fund and impacts Fund returns. It should not be considered in isolation as returns may be impacted by many other factors over time including market returns, the type of Fund, investment decisions of the investment manager and the TER.

Where foreign securities are included in a portfolio there may be potential constraints on liquidity and the repatriation of funds, macroeconomic risks, political risks, foreign exchange risks, tax risks, settlement risks; and potential limitations on the availability of market information. The investor acknowledges the inherent risk associated with the selected investments and that there are no guarantees. Please note that all documents, notifications of deposit, investment, redemption and switch applications must be received by Prescient Fund Services (Ireland) Limited by or before 10:00 (Irish Time), to be transacted at the net asset value price for that day. Where all required documentation is not received before the stated cut off time Prescient shall not be obliged to transact at the net asset value price as agreed to. The Fund is priced at 5pm (New York time).

Performance has been calculated using net NAV to NAV numbers with income reinvested. The performance for each period shown reflects the return for investors who have been fully invested for that period. Individual investor performance may differ as a result of initial fees, the actual investment date, the date of reinvestments and dividends withholding tax. Full performance calculations are available from the Manager on request.

For any additional information such as fund prices, brochures and application forms please go to www.prescient.ie.

The Stylo Global Growth Fund is registered and approved under section 65 of CISC.