

PORTFOLIOMETRIX GLOBAL DIVERSIFIED FUND B

MINIMUM DISCLOSURE DOCUMENT 30 APRIL 2025



MANAGED BY: PORTFOLIOMETRIX - AUTHORISED FSP 42383

INVESTMENT OBJECTIVE

The Fund has as its primary objective the generation of capital growth and income over the long term.

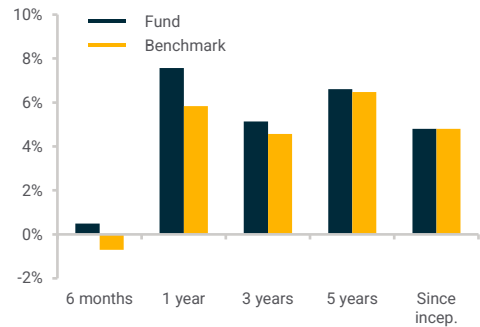
INVESTMENT POLICY

To achieve its objective, the Fund may invest up to 100% of its net assets (primarily through indirect investment in underlying collective investment schemes) in a diversified portfolio of global equities and equity-related securities, global fixed income securities and global real estate.

INVESTOR PROFILE

- Investors who wish to accumulate capital or preserve purchasing power
- Prefer a moderate level of risk to the prospects of higher excess returns
- Seek a mix of income and capital growth
- Have an investment time horizon of 5 years or longer

ANNUALISED PERFORMANCE (%)



ANNUALISED PERFORMANCE (%)

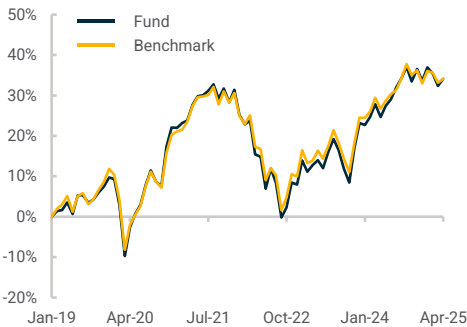
	Fund	Benchmark
6 months	0.49	-0.71
1 year	7.56	5.84
3 years	5.13	4.57
5 years	6.61	6.47
Since incep.	4.81	4.81
Highest rolling 1 year	37.12	34.50
Lowest rolling 1 year	-22.75	-20.46

All performance figures are net of fees.

TOP 10 HOLDINGS %

	% of Fund
Pimco-Global Bond-US UH I AC	14.37%
Invesco MSCI USA UCITS ETF	12.14%
Xtrackers MSCI USA Swap UCITS	11.92%
Invesco S&P 500 UCITS ETF	10.55%
Vanguard Global Credit Bond Fu	6.48%
iShares Broad Global Govt Bond	4.63%
CT Lux American Smaller Compan	3.57%
Vanguard Global Credit Bond Fu	3.48%
Amundi Funds - Pioneer Global	3.17%
iShares Continental European E	2.89%

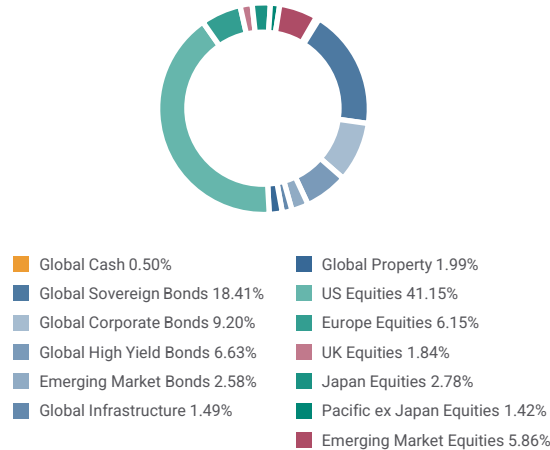
CUMULATIVE PERFORMANCE



RISK AND FUND STATS

Since inception (p.a.)	Fund	Benchmark
Alpha	-	-
Standard Deviation	12.54%	11.81%
Max Drawdown	-24.81%	-23.10%
Max Gain	9.10%	7.95%
% Positive Months	61.33%	62.67%

ASSET ALLOCATION %



FUND INFORMATION

Investment Manager:
PortfolioMetrix Asset Management SA

Fund Classification:
EAA Moderate Allocation

Benchmark:
Morningstar EAA Fund USD MA

Base Currency:
USD

Bloomberg Code:
PMDFBUSD

ISIN:
IE00BHZSHS40

Fund Size:
\$187.3 m

No of Units:
10,743,654

Unit Price:
1,341.00

Inception Date:
31 January 2019

Minimum Investment:
\$10,000 lump-sum

Annual Management Fee:
0.50%

Fee Breakdown:

Management Fee	0.50%
Performance Fees	N/A
Other Fees*	0.45%
Total Expense Ratio	0.95%
Transaction Costs	0.00%
Total Investment Charge	0.95%

*Other fees includes underlying fee (where applicable):
Audit Fees, Custody Fees, Trustee Fees and VAT

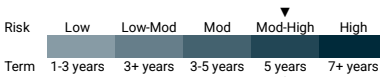
*TIC Fees are calculated in respect of 12 months ending before 31 March 2025

*Please note that the benchmark changed from ASISA)
Global MA Flexible to Morningstar EAA Fund Moderate
Allocation effective 25 March 2025.

Income Distribution:

31 March 2025 - No Distributions

RISK PROFILE



- These portfolios typically exhibit more volatility and potential for capital losses due to higher exposure to equities and exposure to offshore markets where currency fluctuations may result in capital losses.
- These portfolios typically target returns in the region of 5% - 6% above inflation over the long term.

PORTFOLIOMETRIX GLOBAL DIVERSIFIED FUND B

MINIMUM DISCLOSURE DOCUMENT 30 APRIL 2025



MANAGED BY: PORTFOLIOMETRIX - AUTHORISED FSP 42383

FUND MONTHLY RETURNS

	JAN	FEB	MAR	APR	MAY	JUN	JUL	AUG	SEP	OCT	NOV	DEC	YTD
2019		1.39%	0.20%	1.91%	-2.77%	4.56%	0.09%	-1.77%	0.77%	1.66%	1.31%	2.14%	9.70%
2020	-0.34%	-5.82%	-12.32%	7.88%	3.32%	2.37%	4.70%	3.31%	-2.41%	-1.14%	9.10%	4.08%	11.26%
2021	-0.05%	0.97%	0.50%	3.22%	1.60%	0.19%	0.82%	1.23%	-2.67%	1.95%	-2.59%	2.42%	7.68%
2022	-4.78%	-1.83%	0.75%	-6.75%	-0.45%	-6.93%	4.68%	-3.16%	-7.92%	2.43%	6.07%	-0.47%	-17.87%
2023	5.49%	-2.42%	1.54%	1.03%	-1.76%	3.66%	2.67%	-2.28%	-3.90%	-3.14%	7.90%	5.32%	14.13%
2024	-0.40%	1.59%	2.55%	-2.47%	2.23%	1.22%	2.33%	1.67%	2.13%	-2.66%	2.33%	-2.18%	8.43%
2025	2.53%	-1.16%	-2.22%	1.31%									0.39%

Source: Performance calculated by Prescient Fund Services verified by the FSP
Date: 30 April 2025

DISCLOSURE

The portfolio has adhered to its objective and there were no material changes to the composition of the Fund portfolio during the quarter.

Glossary

Annualised Performance: Annualised performance shows longer term performance rescaled to a 1 year period. Annualised performance is the average return per year over the period. Actual annual figures are available to the investor on request.

Highest & Lowest Performance: The highest and lowest performance for any 1 year over the period since inception have been shown.

NAV: The net asset value represents the assets of a Fund less its liabilities.

Alpha: Denotes the outperformance of the fund over the benchmark.

Standard Deviation: The deviation of the return stream relative to its own average.

Max Drawdown: The maximum peak to trough loss suffered by the Fund since inception.

Max Gain: Largest increase in any single month.

% Positive Month: The percentage of months since inception where the Fund has delivered positive return.

Total Expense Ratio (TER%): The Total Expense Ratio (TER) is the percentage of the net asset value of the class of the Financial Product incurred as expenses relating to the administration of the Financial Product.

Performance fee incl. in TER (%) PF (%): The Performance Fee is a payment made to the Fund Manager for generating outperformance and is generally calculated as percentage of outperformance, often both realized and unrealized.

Transaction Costs (TC%): The Transaction Costs (TC) is the percentage of the net asset value of the Financial Product incurred as costs relating to the buying and selling of the assets underlying the Financial Product.

Total Investment Charges TIC (%) = TER (%) + TC (%): The Total Investment Charges (TIC), the TER + the TC, is the percentage of the net asset value of the class of the Financial Product incurred as costs relating to the investment of the Financial Product. It should be noted that a TIC is the sum of two calculated ratios (TER+TC).

Fund Specific Risk

Default Risk: The risk that the issuers of fixed income instruments may not be able to meet interest payments nor repay the money they have borrowed. The issuers credit quality is vital. The worse the credit quality, the greater the risk of default and therefore investment loss.

Contact Details

Management Company: Prescient Fund Services (Ireland) Ltd, **Registration number:** 462620 **Physical address:** 35 Merrion Square East Dublin 2, Ireland **Postal address:** 33 Sir John Rogerson's Quay, Dublin 2, Ireland **Telephone number:** 00 353 1 676 6959 **E-mail:** info@prescient.ie **Website:** www.prescient.ie

Trustee: NORTHERN TRUST FIDUCIARY SERVICES (IRELAND) LIMITED, **Physical address:** Georges Court, 54 - 62 Townsend Street, Dublin 2, Ireland **Telephone number:** +353 1 542 2000 **Website:** www.northerntrust.com

Investment Manager: PortfolioMetrix Asset Management SA (Pty) Ltd, **Registration number:** 2006/026054/07 is an authorised Financial Services Provider (42383) under the Financial Advisory and Intermediary Services Act (No.37 of 2002), to act in the capacity as investment manager. This information is not advice, as defined in the Financial Advisory and Intermediary Services Act (No.37 of 2002). Please be advised that there may be representatives acting under supervision. **Physical and postal address:** Corner Main Office Park, 2 Payne Road, Bryanston, 2191 **Telephone number:** +27 (10) 448 1400 **Website:** www.portfoliomatrix.com

This document is for information purposes only and does not constitute or form part of any offer to issue or sell or any solicitation of any offer to subscribe for or purchase any particular investments. Opinions expressed in this document may be changed without notice at any time after publication. We therefore disclaim any liability for any loss, liability, damage (whether direct or consequential) or expense of any nature whatsoever which may be suffered as a result of or which may be attributable directly or indirectly to the use of or reliance upon the information.

Prescient



ABOUT PORTFOLIOMETRIX

PortfolioMetrix is a global investment management business. Launched in 2010, we continue to support and empower advisers to provide bespoke and scalable investment solutions to their clients.

Our proprietary integrated technology platform and investment management capability are the cornerstones to our offering.

Our investment proposition focuses on sound asset allocation theory and pragmatic, common sense implementation to create reliable investment strategies across asset classes and multi asset portfolios.

Our pioneering efforts have been recognised through multiple industry awards, including those for innovation, investment performance and process, disruption, client service and adviser satisfaction.

The Future of Investment Management. Today.

Contact

JOHANNESBURG

Corner Main Office Park Payne Road,
Bryanston +27 10 488 1281
infoSA@portfoliometrix.com

CAPE TOWN

Constantia Emporium, Ladies Mile - Constantia
+27 10 488 1281
infoSA@portfoliometrix.com

IRELAND

5 Marine Terrace, Dun Laoghaire, Co. Dublin,
A96 H9T8 +353 1 539 7244
infoIE@portfoliometrix.com

UNITED KINGDOM

66 Buckingham Gate London
SW1E 6AU +44 20 7965 7533
infoUK@portfoliometrix.com

www.portfoliometrix.com

The Fund is a sub-fund of the Prescient Global Funds ICAV, an open-ended umbrella type investment company, with segregated liability between its sub-funds, authorised by the Central Bank of Ireland, as an undertaking for collective investment in transferable securities under the European Communities (UCITS) Regulation, 2011 as amended (the Regulations). It is managed by Prescient Fund Services (Ireland) Ltd, 35 Merrion Square Dublin 2, Ireland which is authorised by the Central Bank of Ireland, as a UCITS IV Management Company.

The Prescient Global Funds ICAV full prospectus, and the KIID is available free of charge from the Manager. This is neither an offer to sell, nor a solicitation to buy any shares in any fund managed by us. Any offering is made only pursuant to the relevant offering document, together with the current financial statements of the relevant fund, and the relevant subscription application forms, all of which must be read in their entirety together with the Prospectus, Supplements and the KIID. No offer to purchase shares will be made or accepted prior to receipt by the offeree of these documents, and the completion of all appropriate documentation.

Past performance of a fund is no guarantee as to its performance in the future. Changes in exchange rates may have an adverse effect on the value, price or income of the product. Independent Financial advice, should be sought as not all investments are suitable for all investors. Collective Investment Schemes (CIS) are generally medium to long term investments. The value of participatory interests may go down as well as up and past performance is not necessarily a guide to the future. Fluctuations or movements in exchange rates may cause the value of underlying investments to go up or down. The fund is traded at ruling forward. The fund price is calculated on a net asset value basis, which is the total value of all assets in the portfolio including any income and expense accruals. Trail commission and incentives may be paid and are for the account of the manager.

Collective Investment Schemes in Securities (CIS) should be considered as medium to long-term investments. The value may go up as well as down and past performance is not necessarily a guide to the portfolio. A higher TER does not necessarily imply a poor return, nor does a low TER imply a good return. The current TER cannot be regarded as an indication of future TERs. During the phase in period TERs do not include information gathered over a full year. Transaction Costs (TC) is the percentage of the value of the Fund incurred as costs relating to the buying and selling of the Fund's underlying assets. Transaction costs are a necessary cost in administering the Fund and impacts Fund returns. It should not be considered in isolation as returns may be impacted by many other factors over time including market returns, the type of Fund, investment decisions of the investment manager and the TER.

The Fund's Total Expense Ratio (TER) reflects the percentage of the average Net Asset Value (NAV) of the portfolio that was incurred as charges, levies and fees related to the management of the portfolio. A higher TER does not necessarily imply a poor return, nor does a low TER imply a good return. The current TER cannot be regarded as an indication of future TERs. During the phase in period TERs do not include information gathered over a full year. Transaction Costs (TC) is the percentage of the value of the Fund incurred as costs relating to the buying and selling of the Fund's underlying assets. Transaction costs are a necessary cost in administering the Fund and impacts Fund returns. It should not be considered in isolation as returns may be impacted by many other factors over time including market returns, the type of Fund, investment decisions of the investment manager and the TER.

Where foreign securities are included in a portfolio there may be potential constraints on liquidity and the repatriation of funds, macroeconomic risks, political risks, foreign exchange risks, tax risks, settlement risks; and potential limitations on the availability of market information. The investor acknowledges the inherent risk associated with the selected investments and that there are no guarantees. Please note that all documents, notifications of deposit, investment, redemption and switch applications must be received by Prescient Fund Services (Ireland) Limited by or before 10:00 (Irish Time), to be transacted at the net asset value price for that day. Where all required documentation is not received before the stated cut off time Prescient shall not be obliged to transact at the net asset value price as agreed to. The Fund is priced at 5pm (New York time). Prices are published daily and are available on the Prescient website.

Performance has been calculated using net NAV to NAV numbers with income reinvested. The performance for each period shown reflects the return for investors who have been fully invested for that period. Individual investor performance may differ as a result of initial fees, the actual investment date, the date of reinvestments and dividend withholding tax. Full performance calculations are available from the manager on request.

The Portfoliometrix Global Diversified Fund is registered and approved under section 65 of CISC.

Representative Office: Prescient Management Company (RF) (Pty) Ltd

For any additional information such as fund prices, brochures and application forms please go to www.prescient.ie