

# Integrity Global Equity Fund

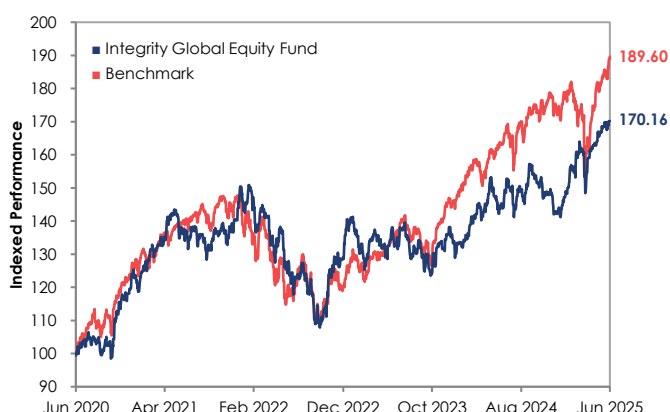
## June 2025

## Minimum Disclosure Document & General Investor Report

### / Fund details

Investment manager	Integrity Asset Management
Management company	Prescient Global Funds ICAV
Global Investment Fund Sector	Global Equity
Benchmark	MSCI AC World Net Total Return Index
Fund Class	C
Number of shares in class	91,343.9239
NAV	USD 16.078
Fund size	USD 20.61 million
Inception date	2 March 2017
Risk profile	High
Fund auditors	Ernst & Young Incorporated
Fund trustees	Northern Trust
Distributions	Accumulation Class

### / 5-Year performance (Net of fees) \*



\*The illustrative investment performance which is shown is for illustrative purposes only and is calculated by taking the actual initial fees and all ongoing fees into account for the amount shown. Income is reinvested on the reinvestment date.

### / Historical performance statistics

	Fund	Benchmark
Since inception (cumulative)	60.78%	138.02%
Since inception (annualised)	5.87%	10.97%
5 Year (annualised)	11.22%	13.65%
3 Year (annualised)	11.18%	17.34%
2 Year (annualised)	12.85%	17.75%
1 Year (annualised)	18.22%	16.17%
6 Month	19.23%	10.05%
Highest annual return	46.23%	54.60%
Lowest annual return	-16.97%	-20.66%

\*Source: Integrity AM & Morningstar, 2025 (Performance net of fees)

### / Portfolio description

The primary objective of the portfolio is to achieve long term capital appreciation by investing in a concentrated portfolio of global equities. The portfolio manager acquires global equities at levels below the assessment of the companies' fair values. The portfolio manager also takes cognisance of global economic, sector and investment trends to tilt the portfolio towards attractive regions, sectors, and companies. The Integrity Global Equity Fund is required to invest a minimum of 80% of the portfolio in equities and is therefore suitable for investors with an investment horizon of five years or longer.

Integrity diligently follows a **value investment philosophy and process**. This is the same investment philosophy and process applied in managing the Integrity Global Equity Strategy, with track record since 11 September 2012.

The portfolio has adhered to its policy objective since its inception.

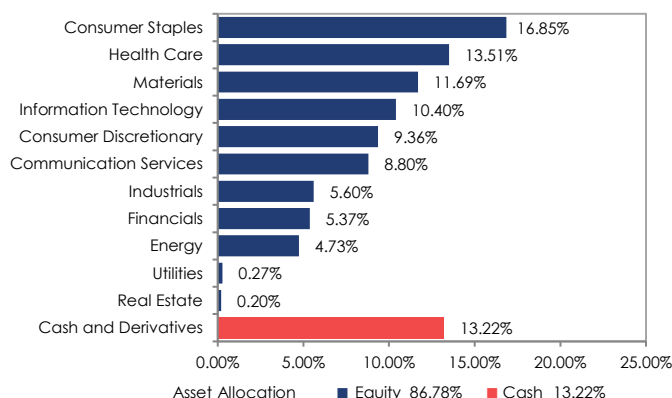
### / Top ten holdings

Samsung Electronics Co Ltd	4.92%
CK Hutchison Holdings Ltd	4.50%
Impala Platinum Holdings Ltd	4.08%
B&M European Value Retail SA	4.07%
Anheuser-Busch InBev SA/NV	3.85%
Mercedes-Benz Group AG	3.81%
Carrefour SA	3.76%
Berkshire Hathaway	3.63%
Albertsons Companies Inc	3.33%
CVS Health	3.26%

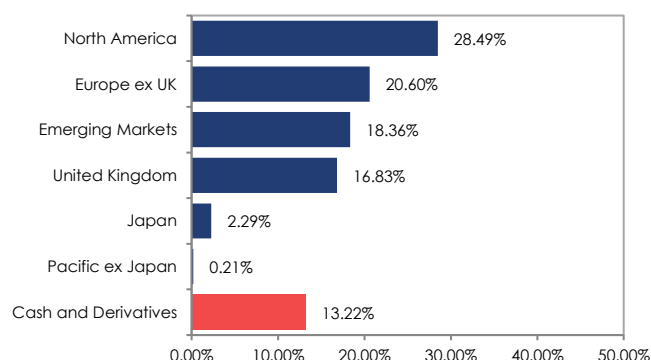
### / Fees, minimums and income distribution

Minimum investment	Lump Sum: USD 10 000
Initial fees	None
Annual management fees	Management fee: 1.00% Performance fee: 20% of the outperformance of the benchmark over a two-year rolling period with a high-water mark.
Total management fee	1.00%
Administration fee	0.21%
Other fees	0.22%
Total expense ratio	1.43%
Fees are class dependent; calculated on the market value of the Fund's assets, accrued daily and paid monthly. Other fees include underlying fees (where applicable, audit fees, custody fees, trustee fees and VAT).	

#### / Sector allocation



#### / Regional allocation



#### / Relative performance

During the quarter, equity markets recovered from the heightened volatility experienced at the beginning of April due to the US tariff hike announcements. Against this backdrop, the Fund achieved a return of 6.42% compared to the benchmark of 11.53%. Global equity markets were materially impacted by the positive investor sentiment with an increasing preference for specific growth shares over value shares. Considering the holdings, the Fund was negatively impacted by not having any exposure to the so-called FANGMANs (Facebook, Amazon, Netflix, Google, Microsoft, Apple, and NVIDIA) which detracted 3.83% of alpha over the period. On the other hand, the Fund benefitted from its top performing holdings during the quarter, namely; the iShares Edge MSCI World Value ETF, Dollar General, AB InBev, Samsung Electronics and B&M European Value Retail. The MSCI ACWI Value Index had a total return of 5.84% over the quarter compared to the return for the MSCI ACWI Growth Index of 17.26%. Given the remaining overvaluation of growth counters, the elevated global bond yield environment and the uncertainty regarding global economic activity, we believe that this backdrop should be supportive of value over growth for the patient investor.

#### / Fund composition

The Investment Manager made several portfolio changes during the quarter, specifically pertaining to counters in the health care, consumer staples and consumer discretionary sectors. These changes resulted in a marginal increase in the Fund's total equity exposure. The Investment Manager decreased exposure to Anglo American, AB InBev, Impala Platinum and Dollar General which performed well over the period and their discounts to fair values have narrowed. The Investment Manager exited exposure to British American Tobacco which performed well and surpassed its estimated fair value. During the period, Valterra Platinum was unbundled from Anglo American and was subsequently sold when opportune. Exposure was initiated to Hologic and Merck & Co which the Investment Manager believes offer upside potential at current market levels. Additionally, the Investment Manager increased exposure to GSK, Carrefour, Schlumberger, Associated British Foods and B&M European Value Retail over the quarter. Lastly, the Investment Manager increased exposure to the iShares Edge MSCI World Value ETF.

Asset Allocation (gross)	2025/06/30	2025/03/31
Cash and derivatives	13.22%	15.87%
Equities	86.78%	84.13%
Total	100.00%	100.00%

#### / Contact details

##### Management Company:

Prescient Fund Services (Ireland) Limited; Physical address: 35 Merrion Square East, Dublin 2, Ireland; Telephone number: +353 1 676 6959; E-mail address: [info@prescient.ie](mailto:info@prescient.ie); Website: [www.prescient.ie](http://www.prescient.ie)

##### Trustee:

Northern Trust Fiduciary Services (Ireland) Ltd.; Physical address: Georges Court, 54 - 62 Townsend Street, Dublin 2, Dublin, Ireland; Telephone number: +353 1 542 2000

##### Investment Manager:

Integrity Asset Management (Pty) Ltd, Registration number: 2010/018126/07 is an authorised Financial Services Provider (FSP Number 43249) under the Financial Advisory and Intermediary Services Act (No.37 of 2002), to act in the capacity as investment manager. This information is not advice, as defined in the Financial Advisory and Intermediary Services Act (No.37 of 2002). Please be advised that there may be representatives acting under supervision. Physical address: Unit 2, Devonbosch Estate, Bottellary Road, Koelenhof, Stellenbosch, 7605; Postal address: PO Box 21749, Kloof Street, Cape Town, 8008

##### Sub-Distributor:

The Investment Manager has appointed:

- Cinnabar Investments Limited, with its registered office at Dorey Court, Admiral Park, St Peter Port, Guernsey, GY1 2HT, as its Sub-Distributor.

The fees of the Sub-Distributor shall be paid by the Investment Manager and will not be paid out of the assets of the Fund.

### / Glossary

**Annualised performance:** Annualised performance shows longer-term performance rescaled to a 1-year period. Annualised performance is the average return per year over the period. Actual annual figures are available to the investor on request.

**Highest & Lowest return:** The highest and lowest returns for any 1 year over the period since inception have been shown.

**NAV:** The Net Asset Value represents the assets of a Fund less its liabilities.

### / Risks

**Developing Market risk:** Some of the countries invested in may have less developed legal, political, economic and/or other systems. These markets carry a higher risk of financial loss than those in countries generally regarded as being more developed.

**Foreign Investment risk:** Foreign securities investments may be subject to risks pertaining to overseas jurisdictions and markets, including (but not limited to) local liquidity, macroeconomic, political, tax, settlement risks and currency fluctuations.

**Currency exchange risk:** Changes in the relative values of individual currencies may adversely affect the value of investments and any related income.

**Liquidity risk:** If there are insufficient buyers or sellers of particular investments, the result may lead to delays in trading and being able to make settlements, and/or large fluctuations in value.

**Equity investment risk:** Value of equities (e.g. shares) and equity-related investments may vary according to company profits and future prospects as well as more general market factors. In the event of a company default (e.g. bankruptcy), the owners of their equity rank last in terms of any financial payment from that company.

### / Disclaimer

The Integrity Global Equity Fund is a sub fund of the Prescient Global Funds ICAV, an open-ended umbrella type investment company, with segregated liability between its sub funds, authorised by the Central Bank of Ireland, as an undertaking for collective investment in transferable securities under the European Communities (UCITS) Regulation, 2011 as amended (the Regulations). It is managed by Prescient Fund Services (Ireland) Limited at 35 Merrion Square East, Dublin 2, D02 KH30, Ireland which is authorised by the Central Bank of Ireland, as a UCITS IV Management Company. The Prescient Global Funds ICAV full prospectus and the Fund's KIID are available free of charge from the Manager or by visiting [www.prescient.ie](http://www.prescient.ie). The Manager retains full legal responsibility for any third party named portfolio. The Integrity Global Equity Fund is registered and approved under section 65 of CISA.

Collective Investment Schemes in Securities (CIS) should be considered as medium to long-term investments. The value may go up as well as down and past performance is not necessarily a guide to future performance. CISs are traded at the ruling price and can engage in scrip lending and borrowing. The collective investment scheme may borrow up to 10% of the market value of the portfolio to bridge insufficient liquidity. A schedule of fees, charges and maximum commissions is available on request from the Manager. There is no guarantee in respect of capital or returns in a portfolio. A CIS may be closed to new investors in order for it to be managed more efficiently in accordance with its mandate.

CIS prices are calculated on a net asset basis, which is the total value of all the assets in the portfolio including any income accruals and less any permissible deductions (brokerage, STT, VAT, auditor's fees, bank charges, trustee and custodian fees and the annual management fee) from the portfolio divided by the number of participatory interests (units) in issue. Forward pricing is used. The Fund's Total Expense Ratio (TER) reflects the percentage of the average Net Asset Value (NAV) of the portfolio that was incurred as charges, levies and fees related to the management of the portfolio. A higher TER does not necessarily imply a poor return, nor does a low TER imply a good return. The current TER cannot be regarded as an indication of future TER's. During the phase-in period, TER's do not include information gathered over a full year. Transaction Costs (TC) is the percentage of the value of the Fund incurred as costs relating to the buying and selling of the Fund's underlying assets.

Transaction costs are a necessary cost in administering the Fund and impacts Fund returns. It should not be considered in isolation as returns may be impacted by many other factors over time including market returns, the type of Fund, investment decisions of the investment manager and the TER. Fund Performance has been calculated using net NAV to NAV numbers with income reinvested. The performance for each period shown reflects the return for investors who have been fully invested for that period. Individual investor performance may differ as a result of initial fees, the actual investment date, the date of reinvestments and dividend withholding tax. Full performance calculations are available from the manager on request.

Please note that all documents, notifications of deposit, investment, redemption and switch applications must be received by Prescient Fund Services (Ireland) Limited before 10h00 (Irish time), to be transacted at the net asset value price for that day. Where all required documentation is not received before the stated cut off time, Prescient Fund Services (Ireland) Limited shall not be obliged to transact at the net asset value price as agreed to. The Funds are priced at 17h00 (New York Time). Prices are published daily and are available on the Prescient website.

This document is for information purposes only and does not constitute or form part of any offer to issue or sell or any solicitation of any offer to subscribe for or purchase any particular investments. Opinions expressed in this document may be changed without notice at any time after publication. We therefore disclaim any liability for any loss, liability, damage (whether direct or consequential) or expense of any nature whatsoever which may be suffered as a result of or which may be attributable directly or indirectly to the use of or reliance upon the information. For any additional information, such as fund prices, brochures and application forms please visit [www.integrityam.co.za](http://www.integrityam.co.za).