

PRESCIENT UMBRA BALANCED FEEDER FUND A

MINIMUM DISCLOSURE DOCUMENT & GENERAL INVESTOR REPORT

INVESTMENT AND RETURN OBJECTIVE

The investment objective of the Fund is to generate capital growth and income over the long term.

INVESTMENT POLICY

The Prescient Umbra Balanced Feeder Fund is a feeder fund. The fund will, apart from assets in liquid form, consist solely of participatory interest in the approved, Umbra Balanced Fund ("underlying fund") under the Prescient Global Funds ICAV, an open-ended umbrella fund with segregated liability between funds, domiciled in Ireland. The investment objective of the underlying fund is to generate capital growth and income over the long term.

RISK INDICATOR DEFINITION

These portfolios typically exhibit more volatility and potential for capital losses due to higher exposure to equities and exposure to offshore markets where currency fluctuations may result in capital losses. These portfolios typically target returns in the region of 5% - 6% above inflation over the long term.

RISK INDICATOR



31 MARCH 2025

ABOUT THE FUND

Fund manager:
Prescient Management Company (Rf) Pty Ltd
Umbra Capital Partners Llp

Fund classification:
Worldwide - Multi Asset - Flexible

Benchmark:
60% MSCI AC TR 40% Bloomberg Aggregate Bond Index

JSE Code:
NIPUFA

ISIN:
ZAE000310769

Fund Size:
R258.8 m

No of units:
189,602,445

Unit price (cpu):
136.47

Inception date:
17 June 2022

Minimum Investment:
R25 000 lump-sum
R1 000 per month

Initial Fee:
0.00%

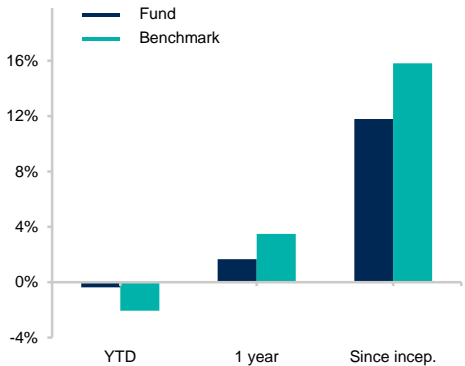
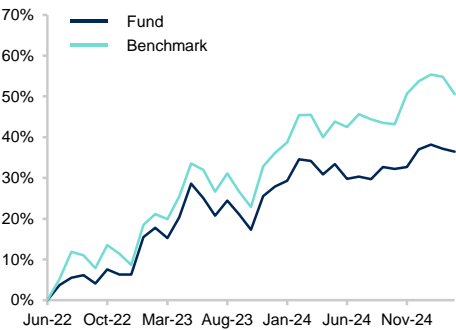
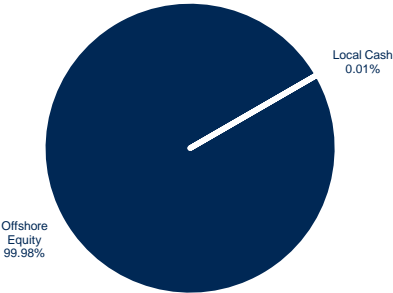
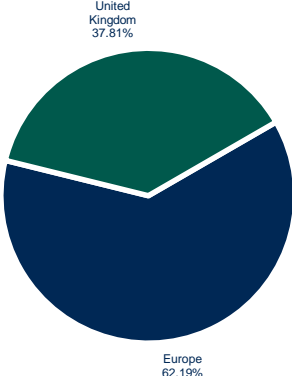
Annual management fee:
0.13% (excl VAT)

Fee class:
A

Fee breakdown:	
Management Fee	0.13%
Performance Fees	0.00%
Other Fees*	1.62%
Total Expense Ratio (TER)	1.75%
Transaction Costs (TC)	0.01%
Total Investment Charge (TIC)	1.76%

*Other fees includes underlying fee (where applicable): Audit Fees, Custody Fees, Trustee Fees and VAT

Income distribution:
31 March 2025 - 0 cpu

ANNUALISED PERFORMANCE (%)			CUMULATIVE PERFORMANCE	
				
ANNUALISED PERFORMANCE (%)			RISK AND FUND STATS	
	Fund	Benchmark	Since inception (p.a.)	
1 year	1.68	3.50	Fund	
Since incep.	11.81	15.81	Alpha	-4.00%
Highest rolling 1 year	20.57	25.47	Sharpe Ratio	0.40
Lowest rolling 1 year	1.68	3.50	Standard Deviation	10.38%
			% Positive Months	55.88%
ASSET ALLOCATION (%)			COUNTRY EXPOSURE	
				

PRESCIENT UMBRA BALANCED FEEDER FUND A

FUND MONTHLY RETURNS

	JAN	FEB	MAR	APR	MAY	JUN	JUL	AUG	SEP	OCT	NOV	DEC	YTD
2022						3.76%	1.72%	0.63%	-1.96%	3.31%	-1.16%	-0.02%	6.30%
2023	8.69%	1.96%	-2.16%	4.42%	6.88%	-2.74%	-3.45%	3.06%	-2.75%	-3.12%	7.03%	1.91%	20.33%
2024	1.11%	4.08%	-0.29%	-2.47%	1.88%	-2.65%	0.39%	-0.49%	2.34%	-0.36%	0.33%	3.24%	7.08%
2025	0.91%	-0.75%	-0.52%										-0.37%

Source: Performance calculated by Prescient Fund Services verified by the FSP
Date: 31 March 2025

PRESCIENT UMBRA BALANCED FEEDER FUND A

GLOSSARY

Annualised performance: Annualised performance shows longer term performance rescaled to a 1 year period. Annualised performance is the average return per year over the period. Actual annual figures are available to the investor on request.

Highest & Lowest performance: The highest and lowest performance for any 1 year over the period since inception have been shown.

NAV: The net asset value represents the assets of a Fund less its liabilities.

Alpha: Denotes the outperformance of the fund over the benchmark.

Sharpe Ratio: The Sharpe ratio is used to indicate the excess return the portfolio delivers over the risk free rate per unit of risk adopted by the fund.

Standard Deviation: The deviation of the return stream relative to its own average.

% Positive Month: The percentage of months since inception where the Fund has delivered positive return.

Transaction Costs (TC%): The Transaction Costs (TC) is the percentage of the net asset value of the Financial Product incurred as costs relating to the buying and selling of the assets underlying the Financial Product.

Fund Specific Risks

Default Risk: The risk that the issuers of fixed income instruments may not be able to meet interest payments nor repay the money they have borrowed. The issuers credit quality is vital. The worse the credit quality, the greater the risk of default and therefore investment loss.

Developing Market (excluding SA) risk: Some of the countries invested in may have less developed legal, political, economic and/or other systems. These markets carry a higher risk of financial loss than those in countries generally regarded as being more developed.

Foreign Investment risk: Foreign securities investments may be subject to risks pertaining to overseas jurisdictions and markets, including (but not limited to) local liquidity, macroeconomic, political, tax, settlement risks and currency fluctuations.

Interest rate risk: The value of fixed income investments (e.g. bonds) tends to be inversely related to interest and inflation rates. Hence their value decreases when interest rates and/or inflation rises.

% Property risk: Investments in real estate securities can carry the same risks as investing directly in real estate itself. Real estate prices move in response to a variety of factors, including local, regional and national economic and political conditions, interest rates and tax considerations.

Currency exchange risk: Changes in the relative values of individual currencies may adversely affect the value of investments and any related income.

Geographic / Sector risk: For investments primarily concentrated in specific countries, geographical regions and/or industry sectors, their resulting value may decrease whilst portfolios more broadly invested might grow.

Equity investment risk: Value of equities (e.g. shares) and equity-related investments may vary according to company profits and future prospects as well as more general market factors. In the event of a company default (e.g. bankruptcy), the owners of their equity rank last in terms of any financial payment from that company.

Information Disclosure

The portfolio has adhered to its policy objective and there were no material changes to the composition of the portfolio during the quarter.

PRESCIENT UMBRA BALANCED FEEDER FUND A

DISCLAIMER

Collective Investment Schemes in Securities (CIS) should be considered as medium to long-term investments. The value may go up as well as down and past performance is not necessarily a guide to future performance. CIS's are traded at the ruling price and can engage in scrip lending and borrowing. The collective investment scheme may borrow up to 10% of the market value of the portfolio to bridge insufficient liquidity. A schedule of fees, charges and maximum commissions is available on request from the Manager. There is no guarantee in respect of capital or returns in a portfolio. A CIS may be closed to new investors in order for it to be managed more efficiently in accordance with its mandate. CIS prices are calculated on a net asset basis, which is the total value of all the assets in the portfolio including any income accruals and less any permissible deductions (brokerage, STT, VAT, auditor's fees, bank charges, trustee and custodian fees and the annual management fee) from the portfolio divided by the number of participatory interests (units) in issue. Forward pricing is used. The Fund's Total Expense Ratio (TER) reflects the percentage of the average Net Asset Value (NAV) of the portfolio that was incurred as charges, levies and fees related to the management of the portfolio. A higher TER does not necessarily imply a poor return, nor does a low TER imply a good return. The current TER cannot be regarded as an indication of future TER's. During the phase in period TER's do not include information gathered over a full year. Transaction Costs(TC) is the percentage of the value of the Fund incurred as costs relating to the buying and selling of the Fund's underlying assets. Transaction cost are a necessary cost in administering the Fund and impacts Fund returns. It should not be considered in isolation as returns may be impacted by many other factors over time including market returns, the type of Fund, investment decisions of the investment manager and the TER.

A Feeder Fund is a portfolio that invests in a single portfolio of a collective investment scheme which levies its own charges and which could result in a higher fee structure for the feeder fund.

The Manager retains full legal responsibility for any third-party-named portfolio. Where foreign securities are included in a portfolio there may be potential constraints on liquidity and the repatriation of funds, macroeconomic risks, political risks, foreign exchange risks, tax risks, settlement risks; and potential limitations on the availability of market information. The investor acknowledges the inherent risk associated with the selected investments and that there are no guarantees. Please note that all documents, notifications of deposit, investment, redemption and switch applications must be received by Prescient by or before 13:00 (SA), to be transacted at the net asset value price for that day. Where all required documentation is not received before the stated cut off time Prescient shall not be obliged to transact at the net asset value price as agreed to. Funds are priced at either 3pm or 5pm depending on the nature of the Fund. Prices are published daily and are available on the Prescient website.

Performance has been calculated using net NAV to NAV numbers with income reinvested. The performance for each period shown reflects the return for investors who have been fully invested for that period. Individual investor performance may differ as a result of initial fees, the actual investment date, the date of reinvestments and dividend withholding tax. Full performance calculations are available from the manager on request. This portfolio operates as a white label fund under the Prescient Unit Trust Scheme, which is governed by the Collective Investment Schemes Control Act.

Please refer to <https://www.prescient.co.za/data-and-price-information-service-provider-disclaimer> for all Data and Price Information Source Disclaimers.

For any additional information such as fund prices, brochures and application forms please go to www.prescient.co.za

CONTACT DETAILS

Management Company& Investment Manager:

Prescient Management Company (RF) (Pty) Ltd., **Registration number:** 2002/022560/07 **Physical address:** Prescient House, Westlake Business Park, Otto Close, Westlake, 7945 **Postal address:** PO Box 31142, Tokai, 7966 **Telephone number:** 0800 111 899 **E-mail:** info@prescient.co.za **Website:** www.prescient.co.za

Trustee:

Nedbank Investor Services, **Physical address:** 2nd Floor, 16 Constantia Boulevard, Constantia Kloof, Roodepoort, 1709 **Telephone number:** +27 11 534 6557 **Website:** www.nedbank.co.za

The Management Company and Trustee are registered and approved under the Collective Investment Schemes Control Act (No.45 of 2002). Prescient is a member of the Association for Savings and Investments SA.

This document is for information purposes only and does not constitute or form part of any offer to issue or sell or any solicitation of any offer to subscribe for or purchase any particular investments. Opinions expressed in this document may be changed without notice at any time after publication. We therefore disclaim any liability for any loss, liability, damage (whether direct or consequential) or expense of any nature whatsoever which may be suffered as a result of or which may be attributable directly or indirectly to the use of or reliance upon the information. Issue date 08 April 2025.
