

SARASIN

SARASIN IE MULTI ASSET - DEFENSIVE (GBP) A

ACC

FUND FACTS

FUND AIM			
The Fund seeks to preserve the real value of capital over the long term through investment in a range of asset classes, which are predominantly bonds issued by the UK government and by companies, and up to 35% in shares of companies from around the world.			
PRICE		CODES	
Price	£21,393	ISIN	IE00B571KS86
Yield	3,47%	SEDOL	B571KS8
Fund Size	£80,09m	Bloomberg	SARCIIA

FUND INFORMATION	
Fund Structure	Unit Trust
Benchmark	35% ICE BofA 1-10 Year UK Gilt Index, 35% ICE BofA 1-10 Year Stg Corporate & Collateralized Index, 20% MSCI AC World Daily (NTR), 5% BoE SONIA, 5% BoE SONIA +2%
Sector	IA Mixed Investment 0-35% Shares
Fund Managers	Michael Jervis (Lead Manager), Phil Collins (Portfolio Manager), Alastair Baker (Portfolio Manager), Tom Kynge (Portfolio Manager)
Fund Launch Date	09 July 2002
Share Class Launch Date	09 July 2002
Initial Charge	0
TER	1,50%
Volatility 3 Years	1,51%
For Sale In	United Kingdom, Guernsey, Ireland, Jersey, South Africa
Number of Units	324626.1778

TECHNICAL DETAILS

Domicile	Ireland
Dividend XD Dates*	01 January, 01 April, 01 July, 01 October
Dividend Pay Dates	27 January, 27 April, 27 July, 27 October
Pricing Frequency	Daily
Fund Management Group Name	Waystone Management Company (IE) Limited

INFORMATION

Distribution Date	27 January, 27 April, 27 July, 27 October
CPU Distributed	0.7293 GBP
Highest rolling 1 year return (since launch)	16,33%
Lowest rolling 1 year return (since launch)	-14,26%

FEES

Annual Charge	1,25%
Transaction Cost	0,09%
Other Expenses	0,25%
Performance Fee	0,00%
Audit Fees	0,00%
VAT	0,00%

Performance is provided net of fees. Past performance is not a reliable guide to future performance. Performance is calculated in GBP on the basis of net asset values (NAV) and gross dividends reinvested.

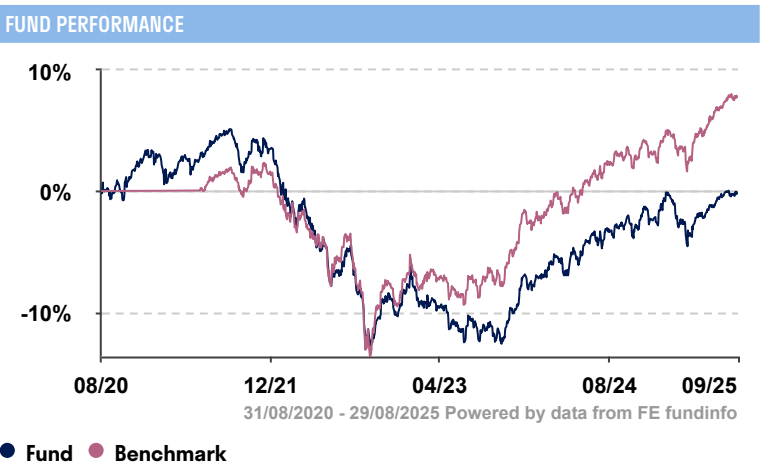
Source: Sarasin & Partners LLP and FE Fundinfo. Annualised Growth Rate (AGR) is the increase or decrease in value of an investment, expressed as a percentage per year. The source for the annualised volatility measurement is FE Fundinfo and this measurement is expressed using the standard deviation of the Fund's UK GBP monthly returns over the most recent 36 month period. The benchmark of this fund has changed over time. Please visit [www.sarasinandpartners.com/docs/global/benchmarkhistory](http://www.sarasinandpartners.com/docs/global/benchmarkhistory) for a full history. The index data referenced is the property of third party providers and has been licensed for use by us. Our third party providers accept no liability in connection with its use. See our website for a full copy of our Index Disclaimers [www.sarasinandpartners.com/docs/default-source/regulatory-and-policies/index-disclaimers.pdf](http://www.sarasinandpartners.com/docs/default-source/regulatory-and-policies/index-disclaimers.pdf)\*Accumulation Dividends are reinvested back into the fund, Income units are paid out to investors.

The Sarasin IE Multi Asset Defensive Fund is registered and approved under section 65 of the Collective Investment Schemes Control Act 45 of 2002.

INVESTMENT STRATEGY

The Fund seeks to preserve the real value of capital over the longer term. The Fund invests globally in a combination of assets. Predominantly these are shares and company or government bonds. Shares held will satisfy Sarasin's thematic process and generally 0-35% of the Fund's assets will be invested in shares. It is not constrained by geography, sector or style but manages risk through a variety of theme characteristics. The bonds will mainly be priced in British pounds. The Fund will not track an index. Derivatives (financial instruments whose value is linked to the expected future price movements of an underlying asset) may be used only with the aim of reducing risk or costs, or generating additional capital or income.

FUND PERFORMANCE (%)



CUMULATIVE							
	1m	3m	YTD	1yr	3yr	5yr	Since Launch
Fund	-0,05%	1,88%	2,37%	3,29%	8,41%	-0,10%	113,93%
Benchmark	0,06%	2,60%	4,57%	5,23%	16,34%	7,77%	60,11%

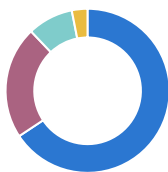
ANNUALISED GROWTH RATE

	3yr (ann)	5yr (ann)	Since Launch (ann)
Fund	2,73%	-0,02%	3,34%
Benchmark	5,17%	1,51%	2,05%

DISCRETE RETURNS - 12 MONTHS ENDING 30 JUNE 2025					
	0-12m	12-24m	24-36m	36-48m	48-60m
Fund	3,34%	8,55%	-4,90%	-10,24%	5,31%
Benchmark	6,13%	10,04%	-2,35%	-6,89%	0,58%

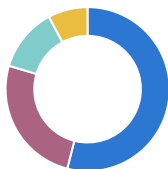
## ASSET ALLOCATION (%)

- Fixed Income **65.7%**
- Equities **22.2%**
- Alternative Investments **9.0%**
- Liquid Assets **3.1%**



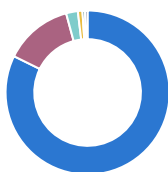
## BOND ALLOCATION (%)

- Government Bonds **54.0%**
- Corporate Bonds **25.6%**
- Asset Backed **12.6%**
- Government Agencies Supra **7.8%**



## CURRENCY EXPOSURE

- Sterling **82.3%**
- US Dollar **13.5%**
- Euro **2.3%**
- Japanese Yen **0.9%**
- Swiss Franc **0.5%**
- Other **0.5%**



## SUMMARY

The Fund has adhered to its policy objective and there have been no material changes in the composition of the portfolio during the reporting period.

## CONTACT US

Marketing Enquiries  
Tel: +44 (0) 207 038 7000  
Email: [marketing@sarasin.co.uk](mailto:marketing@sarasin.co.uk)

Juxon House  
100 St. Paul's Churchyard  
London EC4M 8BU  
[www.sarasinandpartners.com](http://www.sarasinandpartners.com)

(For further details please see the full Prospectus, Additional Information Document, KIID and Semi Annual and Annual Reports, which are available free of charge from Sarasin.)

## TOP 10 HOLDINGS (%)

UK TSY GILT 6.0000% 07/12/28 GBP	9.2%
UK TSY GILT 4.2500% 07/12/27 GBP	8.2%
UK TSY GILT 3.5000% 22/10/25 GBP	7.7%
UK TSY GILT 4.1250% 29/01/27 GBP	6.3%
INVESCO PHYSICAL GOLD ETC	3.5%
UK TSY GILT 4.7500% 07/12/30 GBP	3.1%
EUROPEAN INVT BK 6.0000% 07/12/28 GBP	2.8%
ICS-STERLING LIQUIDITY FUND - INC	2.5%
MICROSOFT CORP	1.6%
TFL 4.6500% 19/12/31 GBP	1.6%

## RISK PROFILE

Lower Risk Potentially lower rewards Higher Risk Potentially higher rewards

1	2	3	4	5	6	7
---	---	---	---	---	---	---

The Risk and Reward Indicator table demonstrates where the Fund ranks in terms of its potential risk and return. It is based upon how the Fund has performed in the past and you should note that the Fund may well perform differently in the future. The risk category shown is not guaranteed and may shift over time.

The higher the rank the greater the potential reward but the greater the risk of losing money.

The Fund is ranked at 4 reflecting observed historical returns. The fund is in this category because it has shown moderate levels of volatility historically.

**Default risk:** The risk that the issuers of fixed income instruments (e.g. bonds) may not be able to meet interest payments nor repay the money they have borrowed. The issuers credit quality is vital. The worse the credit quality, the greater the risk of default and therefore investment loss.

**Derivatives risk:** The use of derivatives could increase overall risk by magnifying the effect of both gains and losses in a Fund. As such, large changes in value and potentially large financial losses could result.

**Foreign Investment risk:** Foreign securities investments may be subject to risks pertaining to overseas jurisdictions and markets, including (but not limited to) local liquidity, macroeconomic, political, tax, settlement risks and currency fluctuations.

**Interest rate risk:** The value of fixed income investments (e.g. bonds) tends to be inversely related to interest and inflation rates. Hence their value decreases when interest rates and/or inflation rises.

**Currency exchange risk:** Changes in the relative values of individual currencies may adversely affect the value of investments and any related income.

**Liquidity risk:** If there are insufficient buyers or sellers of particular investments, the result may lead to delays in trading and being able to make settlements, and/or large fluctuations in value. This may lead to larger financial losses than expected.

**Equity investment risk:** Value of equities (e.g. shares) and equity-related investments may vary according to company profits and future prospects as well as more general market factors. In the event of a company default (e.g. bankruptcy), the owners of their equity rank last in terms of any financial payment from that company.

This document only intended for retail investors in South Africa. You should not act or rely on any information contained in this document without seeking advice from a professional adviser.

This is a Minimum Disclosure Document and a General Investor Report. Issued by Sarasin & Partners LLP, Juxon House, 100 St Paul's Churchyard, London, EC4M 8BU. Registered in England and Wales, No. 00329859. Authorised and regulated by the Financial Conduct Authority (FRN: 475111). Website: [www.sarasinandpartners.com/za/](http://www.sarasinandpartners.com/za/). Tel: +44 (0)20 7038 7000. Telephone calls may be recorded or monitored in accordance with applicable laws. This document has been produced for regulatory and informational purposes only. It is not a solicitation or an offer to buy or sell any security. The information on which the material is based has been obtained in good faith, from sources that we believe to be reliable, but we have not independently verified such information and we make no representation or warranty, express or implied, as to its accuracy. All expressions of opinion are subject to change without notice. This document should not be relied on for accounting, legal or tax advice, or investment recommendations. Reliance should not be placed on the views and information in this material when taking individual investment and/or strategic decisions.

Capital at risk. The value of investments and any income derived from them can fall as well as rise and investors may not get back the amount originally invested. If investing in foreign currencies, the return in the investor's reference currency may increase or decrease as a result of currency fluctuations. Past performance is not a reliable indicator of future results and may not be repeated. Forecasts are not a reliable indicator of future performance.

The Sarasin IE Multi Asset - Defensive (BBP) is registered and approved under section 65 of the Collective Investment Schemes Control Act 45 of 2002.

Collective investment schemes are generally medium to long-term investments. The value of participatory interests (units/shares) or the investment may go down as well as up. Past performance is not necessarily a guide to future performance. Collective investment schemes are traded at ruling prices and can engage in borrowing and scrip lending. A schedule of fees, charges and maximum commissions is available on request from Prescient Management Company (RF) (PTY) LTD ("SA Representative") and/or Sarasin & Partners LLP ("the Investment Manager").

Prescient Management Company (RF) (PTY) LTD is registered and approved under the Collective Investment Schemes Control Act 45 of 2002. Registration Number 2002/022560/07. Registered office: Prescient House, Westlake Business Park, Otto Close, Westlake, 7945, South Africa. Performance has been calculated using net NAV to NAV numbers with income reinvested. The Investment Manager does not provide any guarantee either with respect to the capital or the return of a portfolio. The Investment Manager reserves the right to close the portfolio to new investors in order to manage it more efficiently in accordance with its mandate.

Where foreign securities are included in a portfolio there may be material risks such as potential constraints on liquidity and the repatriation of funds, macroeconomic risks, political risks, foreign exchange risks, tax risks, settlement risks; and potential limitations on the availability of market information.

The fund may not be appropriate for investors who plan to withdraw their money within five years. Prospective investors should review the Prospectus carefully, including the section on 'Risk Factors', prior to making any final investment decisions. The Prospectus, the KIID for the relevant class, as well as the annual and half-yearly reports, are available from the SA Representative and/or the Investment Manager on request. The fund may not be distributed to investors in jurisdictions where such distribution would be unlawful. The Investment Manager reserves the right to reject any applications from outside of the jurisdictions where the fund is registered for sale. US Persons are not permitted to subscribe for units in the fund. Fund prices are published daily and are available on our website. These are also available upon request.

Neither Sarasin & Partners LLP nor any other member of the J. Safra Sarasin Holding Ltd group accepts any liability or responsibility whatsoever for any consequential loss of any kind arising out of the use of this document or any part of its contents. The use of this document should not be regarded as a substitute for the exercise by the recipient of their own judgement. Sarasin & Partners LLP and/or any person connected with it may act upon or make use of the material referred to herein and/or any of the information upon which it is based, prior to publication of this document.

Where the data in this document comes partially from third-party sources the accuracy, completeness or correctness of the information contained in this publication is not guaranteed, and third-party data is provided without any warranties of any kind. Sarasin & Partners LLP shall have no liability in connection with third-party data.