

PRESCIENT INCOME PROVIDER FEEDER ACTIVELY MANAGED ETF (A)

MINIMUM DISCLOSURE DOCUMENT

INVESTMENT AND RETURN OBJECTIVE

The Fund aims to return CPI + 3% per annum through a full interest rate cycle while providing stability by aiming never to lose capital over any rolling 3 month period.

INVESTMENT PROCESS

This Fund invests in local and offshore money market, bonds, property, preference shares, inflation-linked bonds and derivatives to meet the investment objectives. Fund performance can be generated from taking interest rate views or duration, yield enhancement via credit instruments, asset asset allocation between income producing asset classes, offshore exposure and also via the use of derivatives.

WHO SHOULD INVEST

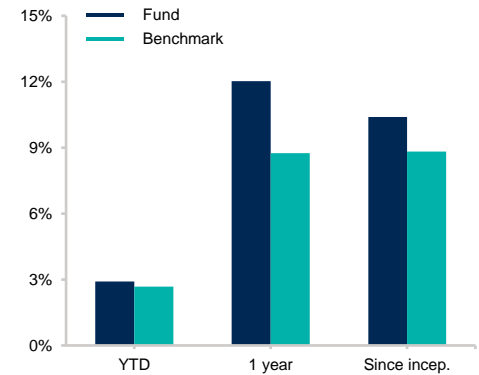
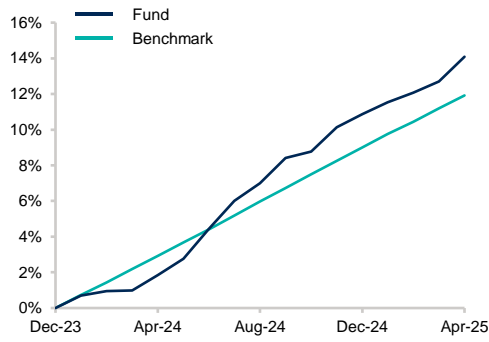
Investors seeking stable real returns and aiming to maximise income via exposure to primarily the South African Money and Bond markets. This Fund is suitable to investors with a short- to medium-term investment horizon and is Regulation 28 compliant.

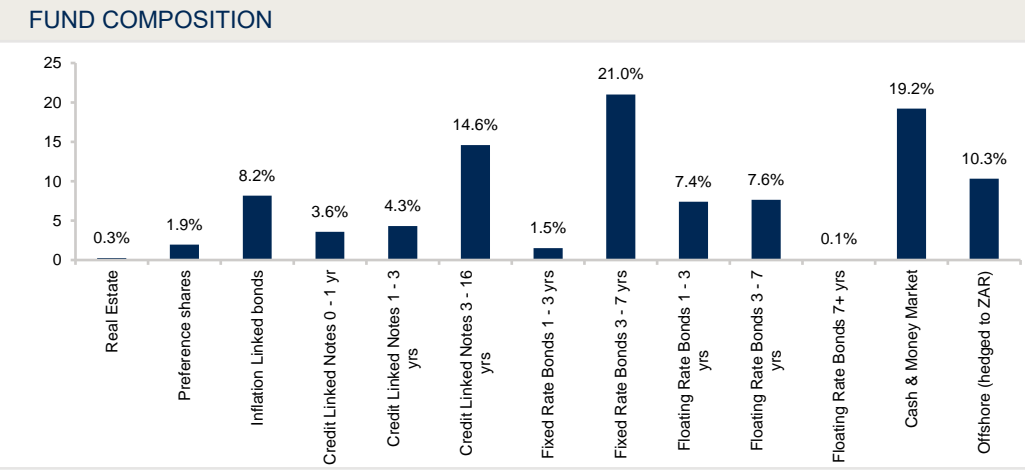
RISK INDICATOR DEFINITION

These portfolios typically have no or low equity exposure, resulting in higher interest yields and stable capital values with the probability of capital losses over the shorter term (3 months) highly unlikely. These portfolios typically target returns in the region of 1% – 3% above inflation before tax over the long term.

RISK INDICATOR



ANNUALISED PERFORMANCE (%)			CUMULATIVE PERFORMANCE		
					
ANNUALISED PERFORMANCE (%)			RISK AND FUND STATS		
	Fund	Benchmark	Current	Fund	
1 year	12.03	8.75	Yield (gross)	9.92%	
Since incep.	10.39	8.82	Average Duration	1.70yrs	
Highest rolling 1 year	12.03	9.01	Since inception (p.a.)	Fund	Benchmark
Lowest rolling 1 year	10.76	8.75	Alpha	1.57%	
			Sharpe Ratio	1.56	7.20
			Standard Deviation	1.55%	0.12%
			% Positive Months	100.00%	100.00%



Prescient

INVESTMENT MANAGEMENT

30 APRIL 2025

ABOUT THE FUND

Fund Manager:

Prescient Cash and Income Team

Fund Classification:

South African - Multi Asset - Income

Benchmark:

STeFi Call 110%

Exchange:

JSE

JSE Code:

PIPETF

ISIN:

ZAE000328407

Fund Size:

R447 m

No of Units:

42,877,178

Unit Price (cpu):

1,042.54

Inception Date:

31 December 2023

Initial Fee:

0.00%

Annual Management Fee:

0.40% (excl VAT)

Fee Class:

A

(All performance figures are net of TIC)

Liquidity Provider:

Prescient Securities (Pty) Ltd

Bid/Offer Spread:

0.15%

Fee Breakdown:

Management Fee	0.40%
Performance Fees	0.00%
Other Fees*	0.12%
Total Expense Ratio (TER)	0.52%
Transaction Costs (TC)	0.00%
Total Investment Charge (TIC)	0.52%

*Other fees includes underlying fee (where applicable): Audit Fees, Custody Fees, Trustee Fees

Income Distribution:

31 March 2025 - 5.16 cpu
28 February 2025 - 5.77 cpu
31 January 2025 - 5.83 cpu
31 December 2024 - 5.89 cpu
30 November 2024 - 6.24 cpu
31 October 2024 - 7.10 cpu
30 September 2024 - 6.41 cpu
31 August 2024 - 6.90 cpu
31 July 2024 - 6.37 cpu
30 June 2024 - 6.79 cpu
31 May 2024 - 15.12 cpu

PRESCIENT INCOME PROVIDER FEEDER ACTIVELY MANAGED ETF (A)

FUND MONTHLY RETURNS

	JAN	FEB	MAR	APR	MAY	JUN	JUL	AUG	SEP	OCT	NOV	DEC	YTD
2024	0.70%	0.24%	0.04%	0.84%	0.90%	1.65%	1.49%	0.92%	1.32%	0.35%	1.24%	0.66%	10.86%
2025	0.61%	0.47%	0.56%	1.23%									2.91%

Source: Performance calculated by Prescient Fund Services verified by the FSP
Date: 30 April 2025

FUND COMMENTARY

What a time to be investing. Markets are again faced with a good dose of uncertainty as the world digests the impact of the newly imposed tariffs by U.S. President Donald Trump. At the start of April, Trump announced reciprocal tariffs, triggering heightened volatility across global markets. Since the announcement, U.S. assets have underperformed, as concerns grow over the continued legitimacy of the U.S. dollar's safe-haven status.

Domestically, disagreements over the national budget have sparked concerns about a possible collapse of the Government of National Unity (GNU). However, these fears have eased with the proposed VAT increase being scrapped and dialogue resuming between the ANC and DA. The Minister of Finance will now be hoping that the third attempt proves successful, with the revised budget scheduled to be tabled on 21 May.

Given the movement in the SA yield curve, we continue to favour floating rate exposure in the 3-year segment, while concentrating our fixed rate exposure in the 10-year segment where we see the greatest value relative to the associated risk. Our key focus on risk management saw us hold a hedge in place for our duration position and this stood us in good stead for the month, absorbing the volatility we saw from the bond market. With credit spreads continuing to tighten and latest Bank AT1 credit remaining tight, we have favoured floating rate assets with underlying government exposure, reducing the overall credit risk in the Fund.

The Fund's forward yield remains attractive at 9.98%. The Fund has an interest rate duration of 1.36 years and a total fund duration (including ILBs) of 1.72 years. The current risk in the portfolio aligns with the Fund's risk objective, and we see the Fund as well positioned to achieve its return objectives.

The Fund had a strong performance month, outperforming its benchmark. Key drivers were the good yielding assets in the portfolio and our preferred duration bond – the R2032. The Preference Share position also added positively as we saw a corporate action event by Absa Bank. There were no detractors for the month.

PRESCIENT INCOME PROVIDER FEEDER ACTIVELY MANAGED ETF (A)

GLOSSARY

Annualised performance: Annualised performance shows longer term performance rescaled to a 1 year period. Annualised performance is the average return per year over the period. Actual annual figures are available to the investor on request.

Highest & Lowest performance: The highest and lowest performance for any 1 year over the period since inception have been shown.

NAV: The net asset value represents the assets of a Fund less its liabilities.

Current Yield: Annual income (interest or dividends) divided by the current price of the security.

CPU: Cents Per Unit to the Glossary

Alpha: Denotes the outperformance of the fund over the benchmark.

Sharpe Ratio: The Sharpe ratio is used to indicate the excess return the portfolio delivers over the risk free rate per unit of risk adopted by the fund.

Standard Deviation: The deviation of the return stream relative to its own average.

% Positive Month: The percentage of months since inception where the Fund has delivered positive return.

Average Duration: The weighted average duration of all the underlying interest bearing instruments in the Fund.

Forward Yield: The Forward Yield is the expected combined income of the instruments in the portfolio over the next year expressed as a percentage of the current value of those instruments.

Fund Specific Risks

Default Risk: The risk that the issuers of fixed income instruments may not be able to meet interest payments nor repay the money they have borrowed. The issuers credit quality is vital. The worse the credit quality, the greater the risk of default and therefore investment loss.

Derivatives risk: The use of derivatives could increase overall risk by magnifying the effect of both gains and losses in a Fund. As such, large changes in value and potentially large financial losses could result.

Developing Market (excluding SA) risk: Some of the countries invested in may have less developed legal, political, economic and/or other systems. These markets carry a higher risk of financial loss than those in countries generally regarded as being more developed.

Interest rate risk: The value of fixed income investments (e.g. bonds) tends to be inversely related to interest and inflation rates. Hence their value decreases when interest rates and/or inflation rises.

% Property risk: Investments in real estate securities can carry the same risks as investing directly in real estate itself. Real estate prices move in response to a variety of factors, including local, regional and national economic and political conditions, interest rates and tax considerations.

Information Disclosure

The portfolio has adhered to its policy objective and there were no material changes to the composition of the portfolio during the quarter.

PRESCIENT INCOME PROVIDER FEEDER ACTIVELY MANAGED ETF (A)

DISCLAIMER

Collective Investment Schemes in Securities (CIS) should be considered as medium to long-term investments. The value may go up as well as down and past performance is not necessarily a guide to future performance. CISs are traded at the ruling price and can engage in scrip lending and borrowing. The collective investment scheme may borrow up to 10% of the market value of the portfolio to bridge insufficient liquidity. A schedule of fees, charges and maximum commissions is available on request from the Manager. There is no guarantee in respect of capital or returns in a portfolio. A CIS may be closed to new investors in order for it to be managed more efficiently in accordance with its mandate. CIS prices are calculated on a net asset basis, which is the total value of all the assets in the portfolio including any income accruals and less any permissible deductions (brokerage, STT, VAT, auditor's fees, bank charges, trustee and custodian fees and the annual management fee) from the portfolio divided by the number of participatory interests (units) in issue. Forward pricing is used. The Fund's Total Expense Ratio (TER) reflects the percentage of the average Net Asset Value (NAV) of the portfolio that was incurred as charges, levies and fees related to the management of the portfolio. A higher TER does not necessarily imply a poor return, nor does a low TER imply a good return. The current TER cannot be regarded as an indication of future TER's. During the phase in period TER's do not include information gathered over a full year. Transaction Costs (TC) is the percentage of the value of the Fund incurred as costs relating to the buying and selling of the Fund's underlying assets. Transaction costs are a necessary cost in administering the Fund and impacts Fund returns. It should not be considered in isolation as returns may be impacted by many other factors over time including market returns, the type of Fund, investment decisions of the investment manager and the TER.

A Feeder Fund is a portfolio that invests in a single portfolio of a collective investment scheme which levies its own charges, and which could result in a higher fee structure for the feeder fund.

Where a current yield has been included for Funds that derive its income primarily from interest bearing income, the yield is a weighted average yield of all underlying interest-bearing instruments as at the last day of the month. This yield is subject to change as market rates and underlying investments change.

Exchange traded funds are listed on an exchange and may incur additional costs.

The Manager retains full legal responsibility for any third party-named portfolio. Where foreign securities are included in a portfolio there may be potential constraints on liquidity and the repatriation of funds, macroeconomic risks, political risks, foreign exchange risks, tax risks, settlement risks, and potential limitations on the availability of market information. The investor acknowledges the inherent risk associated with the selected investments and that there are no guarantees.

Performance has been calculated using net NAV to NAV numbers with income reinvested.

Exchange Traded Funds vs Unit Trusts: Whilst both unit trusts and ETFs are regulated and registered under the Collective Investment Schemes Control Act, ETFs trade on stock exchanges just like any other listed, tradable security. Unlike a unit trust, which can be bought or sold only at the end of the trading day, an ETF can be traded intraday, during exchange trading hours.

For any additional information such as fund prices, brochures and application forms please go to www.prescient.co.za.

This portfolio operates as a white label fund under the Prescient ETF Scheme, which is governed by the Collective Investment Schemes Control Act.

This document is for information purposes only and does not constitute or form part of any offer to issue or sell or any solicitation of any offer to subscribe for or purchase any particular investments. Opinions expressed in this document may be changed without notice at any time after publication. We therefore disclaim any liability for any loss, liability, damage (whether direct or consequential) or expense of any nature whatsoever which may be suffered as a result of or which may be attributable directly or indirectly to the use of or reliance upon the information.

The Prescient ETF Programme Memorandum and the relevant supplement contains detailed information on the AMETF. The MDD must be read in conjunction with these documents. The documents may be found on Prescient's website.

CONTACT DETAILS

Management Company:

Prescient Management Company (RF) (Pty) Ltd., **Registration number:** 2002/022560/07 **Physical address:** Prescient House, Westlake Business Park, Otto Close, Westlake, 7945 **Postal address:** PO Box 31142, Tokai, 7966 **Telephone number:** 0800 111 899 **E-mail:** info@prescient.co.za **Website:** www.prescient.co.za

Trustee:

Standard Bank of South Africa Limited (Registration number 1962/000738/06), **Physical address:** Standard Bank Centre, 5 Simmonds Street, Johannesburg, South Africa 2001 **Telephone number:** 0860 222 050 **Website:** www.standardbank.co.za

The Management Company and Trustee are registered and approved under the Collective Investment Schemes Control Act (No.45 of 2002). Prescient is a member of the Association for Savings and Investments SA.

Investment Manager:

Prescient Investment Management (Pty) Ltd, Registration number: 1998/023640/07 is an authorised Financial Services Provider (FSP 612) under the Financial Advisory and Intermediary Services Act (No.37 of 2002), to act in the capacity as investment manager. This information is not advice, as defined in the Financial Advisory and Intermediary Services Act (No.37 of 2002). Please be advised that there may be representatives acting under supervision. **Physical address:** Block B, Silverwood, Silverwood Lane, Steenberg Office Park, Tokai, 7945 **Postal address:** PO Box 31142, Tokai 7966 **Telephone number:** +27 21 700 3600 **Website:** www.prescient.co.za

This document is for information purposes only and does not constitute or form part of any offer to issue or sell or any solicitation of any offer to subscribe for or purchase any particular investments. Opinions expressed in this document may be changed without notice at any time after publication. We therefore disclaim any liability for any loss, liability, damage (whether direct or consequential) or expense of any nature whatsoever which may be suffered as a result of or which may be attributable directly or indirectly to the use of or reliance upon the information. Issue date 15 May 2025