

Integrity Global Flexible Fund

June 2025

Minimum Disclosure Document & General Investor Report

/ Fund details

Investment manager and distributor	Integrity Asset Management
Management company	Prescient Global Funds ICAV
Global Investment Fund Sector	Global Flexible Allocation
Benchmark	EAA Fund USD Flexible Allocation
Fund Class	B
Number of shares in class	1,908,707.7910
NAV	USD 14.192
Fund size	USD 35.43 million
Inception date	30 April 2019
Risk profile	Moderate - High
Fund auditors	Ernst & Young Incorporated
Fund trustees	Northern Trust
Distributions	Accumulation Class

/ Fees, minimums and income distribution

Minimum investment	Lump Sum: USD 100 000 Additional Investment: USD 10 000
Initial fees	None
Management fees	0.50%
Underlying managers' fees	0.65%
Administration fee	0.21%
Other fees	0.14%
Total expense ratio	1.50%
Fees are class dependent; calculated on the market value of the fund's assets, accrued daily and paid monthly. Other fees include underlying fees (where applicable, audit fees, custody fees, trustee fees and VAT).	

/ Underlying funds (Alphabetical order)

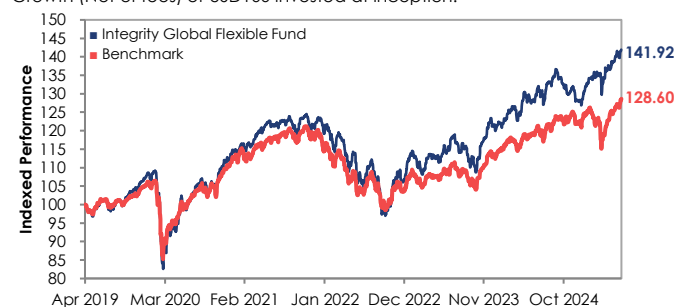
Causeway Defined Growth Fund
Clearance Camino Fund
Dodge & Cox Global Stock Fund
Integrity Global Equity Fund
iShares Physical Gold UCITS ETC
iShares Physical Platinum UCITS ETC
iShares Physical Silver UCITS ETC
iShares USD Treasury Bond 7-10yr UCITS ETF
iShares USD Treasury Bond 20+y Fund
Lazard Thematic Focus Global Fund
Ninety One Global Franchise Fund
PIMCO GIS Total Return Bond Fund
Veritas Global Focus Fund

/ Portfolio description

The primary objective of the portfolio is to achieve long term capital appreciation by investing in a diversified portfolio of securities, primarily through indirect investment in underlying collective investment schemes. The investment manager has total flexibility as to the appropriate asset allocation at various stages in the investment cycle. Tactical asset allocation changes will be implemented to take advantage of opportunities offered by changing market conditions. The portfolio has adhered to its policy objective since its inception.

/ Cumulative performance (Net of fees) *

Growth (Net of fees) of USD100 invested at inception.



*The illustrative investment performance which is shown is for illustrative purposes only and is calculated by taking the actual initial fees and all ongoing fees into account for the amount shown. Income is reinvested on the reinvestment date.

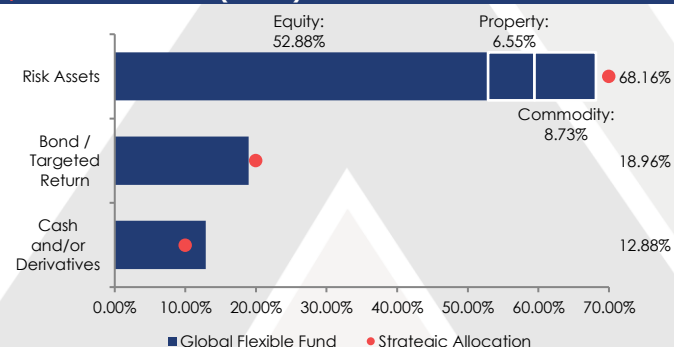
/ Historical performance

	Fund	Benchmark
Since inception (cumulative)	41.92%	28.60%
Since inception (annualised)	5.84%	4.16%
5 Year (annualised)	7.45%	5.29%
3 Year (annualised)	9.81%	7.54%
2 Year (annualised)	11.21%	8.52%
1 Year (annualised)	10.97%	8.10%
6 Month	10.96%	5.58%

Highest annual return	30.56%	24.61%
Lowest annual return	-18.26%	-15.42%

*Source: Integrity AM & Morningstar, 2025 (Performance net of fees)

/ Asset allocation (Gross)



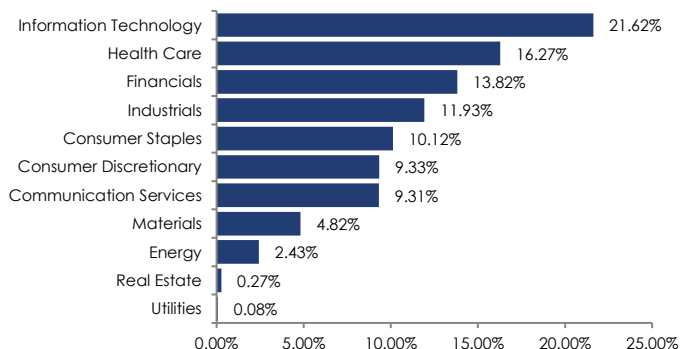
The Fund Manager may utilise derivatives on various asset classes to reduce the net exposure of the Fund from an efficient portfolio management perspective.

Integrity Global Flexible Fund

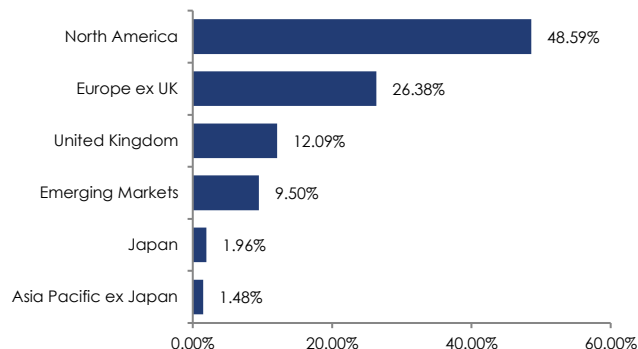
June 2025

Minimum Disclosure Document & General Investor Report

/ Equity sector allocation



/ Risk assets regional allocation



/ Relative performance

During the quarter, risk assets recovered from the volatility experienced at the beginning of April due to the US tariff hike announcements. Against this backdrop, the Fund generated a return of 5.28% compared to the return of 5.78% for the EAA Fund USD Flexible Allocation category. This positive performance was generated as all the underlying asset classes generated a positive return for the Fund. The contribution to return of the Fund's property exposure was 1.61%. The equity portion contributed the most to the performance over the period amounting to 4.35%. This is equivalent to an equity exposure holding period return of 8.03%, behind the MSCI All-Country World Index total return of 11.53%. The Fund was negatively impacted by 1.59% from its derivative options exposure which is a means to hedge against a potential downturn in the global equity market. Commodity exposure contributed 0.84% as the performance of platinum outweighed the muted performance of gold and silver during the period. Bond exposure contributed 0.02% to total return whilst cash return was 0.21% as the Japanese yen appreciated against the dollar. With the improved Q2 2025 figures, the Fund continues to be well positioned to take advantage of the outlook for global assets for the rest of the year given the macro-economic and geopolitical backdrop.

/ Fund composition

Over the quarter, the Investment Manager maintained the Fund's risk asset exposure below the strategic allocation weight as market valuations remain stretched. The Fund's property exposure was reduced with a partial redemption of the Clearance Camino Fund and disposal of the iShares European Property ETF. Additionally, the Fund's commodity exposure was maintained to continue benefiting from its diversification characteristics. Although gross equity exposure rose this quarter, net exposure remained well below its strategic weight. For continued downside protection, the Investment Manager rolled over the Fund's options overlay on the S&P 500 index. Lastly, exposure to investment grade bonds was removed through the redemption of the PIMCO Global Investment Grade Credit Fund.

Asset Allocation (gross)	2025/06/30	2025/03/31
Cash and derivatives	12.88%	11.05%
Property	6.55%	9.96%
Bonds/targeted return	18.96%	22.43%
Commodities	8.73%	7.85%
Equities	52.88%	48.71%
Total	100.00%	100.00%

/ Contact details

Management Company:

Prescient Fund Services (Ireland) Limited; Registered address: 35 Merrion Square East, Dublin 2, Ireland; Telephone number: +353 1 676 6959; E-mail address: info@prescient.ie; Website: www.prescient.ie

Trustee:

Northern Trust Fiduciary Services (Ireland) Ltd.; Registered address: Georges Court, 54 - 62 Townsend Street, Dublin 2, Dublin, Ireland; Telephone number: +353 1 542 2000

Investment Manager:

Integrity Asset Management (Pty) Ltd, Registration number: 2010/018126/07 is an authorised Financial Services Provider (FSP Number 43249) under the Financial Advisory and Intermediary Services Act (No.37 of 2002), to act in the capacity as investment manager. This information is not advice, as defined in the Financial Advisory and Intermediary Services Act (No.37 of 2002). Please be advised that there may be representatives acting under supervision. Physical address: Unit 2, Devonbosch Estate, Bottelary Road, Koelenhof, Stellenbosch, 7605; Postal address: PO Box 21749, Kloof Street, Cape Town, 8008

Sub-Distributor:

The Investment Manager has appointed:

- Cinnabar Investments Limited, with its registered office at Dorey Court, Admiral Park, St Peter Port, Guernsey, GY1 2HT, as its Sub-Distributor.

The fees of the Sub-Distributor shall be paid by the Investment Manager and will not be paid out of the assets of the Fund.

/ Glossary

Annualised performance: Annualised performance shows longer-term performance rescaled to a 1 year period. Annualised performance is the average return per year over the period. Actual annual figures are available to the investor on request.

Highest & Lowest return: The highest and lowest returns for any 1 year over the period since inception have been shown.

NAV: The Net Asset Value represents the assets of a Fund less its liabilities.

Moderate – High risk profile: The portfolio invests globally and has a bias towards growth assets, including equities and property, which may exhibit more volatility over the short term. The fund is suitable for investors with an investment horizon of at least five years.

Integrity Global Flexible Fund

June 2025

Minimum Disclosure Document & General Investor Report

/ Risks

Developing Market risk: Some of the countries invested in may have less developed legal, political, economic and/or other systems. These markets carry a higher risk of financial loss than those in countries generally regarded as being more developed.

Foreign Investment risk: Foreign securities investments may be subject to risks pertaining to overseas jurisdictions and markets, including (but not limited to) local liquidity, macroeconomic, political, tax, settlement risks and currency fluctuations.

Currency exchange risk: Changes in the relative values of individual currencies may adversely affect the value of investments and any related income.

Liquidity risk: If there are insufficient buyers or sellers of particular investments, the result may lead to delays in trading and being able to make settlements, and/or large fluctuations in value.

Equity investment risk: Value of equities (e.g. shares) and equity-related investments may vary according to company profits and prospects as well as more general market factors. In the event of a company default (e.g. bankruptcy), the owners of their equity rank last in terms of any financial payment from that company.

Default Risk: The risk that the issuers of fixed income instruments may not be able to meet interest payments nor repay the money they have borrowed. Issuers with a lower credit quality will have a greater risk of default which in turn may result in investment loss.

Interest rate risk: The value of fixed income investments (e.g. bonds) tends to be inversely related to interest and inflation rates. Hence their value decreases when interest rates and/or inflation rises.

Property risk: Investments in real estate securities can carry the same risks as investing directly in real estate itself. Real estate prices move in response to a variety of factors, including local, regional and national economic and political conditions, interest rates and tax considerations.

/ Disclaimer

The Fund name changed from Global Flexible Fund to Integrity Global Flexible Fund and the benchmark changed from the US CPI + 3% benchmark to the Morningstar EAA Fund USD Flexible Allocation category average, effective 13 December 2024. These changes are awaiting FSCA approval.

Integrity Global Flexible Fund is a sub-fund of the Prescient Global Funds ICAV, an open-ended umbrella type investment company, with segregated liability between its sub-funds, authorised by the Central Bank of Ireland, as an undertaking for collective investment in transferable securities under the European Communities (UCITS) Regulation, 2011 as amended (the Regulations). It is managed by Prescient Fund Services (Ireland) Limited at 35 Merrion Square East, Dublin 2, D02 KH30, Ireland which is authorised by the Central Bank of Ireland, as a UCITS Management Company. The Prescient Global Funds ICAV full prospectus and the Fund's KIID are available free of charge from the Manager or by visiting www.prescient.ie. The Manager retains full legal responsibility for any third party named portfolio. The Global Flexible Fund is registered and approved under section 65 of CISA.

Collective Investment Schemes in Securities (CIS) should be considered as medium to long-term investments. The value may go up as well as down and past performance is not necessarily a guide to future performance. CISs are traded at the ruling price and can engage in scrip lending and borrowing. The collective investment scheme may borrow up to 10% of the market value of the portfolio to bridge insufficient liquidity. A schedule of fees, charges and maximum commissions is available on request from the Manager. There is no guarantee in respect of capital or returns in a portfolio. A CIS may be closed to new investors for it to be managed more efficiently in accordance with its mandate.

CIS prices are calculated on a net asset basis, which is the total value of all the assets in the portfolio including any income accruals and less any permissible deductions (brokerage, STT, VAT, auditor's fees, bank charges, trustee and custodian fees and the annual management fee) from the portfolio divided by the number of participatory interests (units) in issue. Forward pricing is used. The Fund's Total Expense Ratio (TER) reflects the percentage of the average Net Asset Value (NAV) of the portfolio that was incurred as charges, levies and fees related to the management of the portfolio. A higher TER does not necessarily imply a poor return, nor does a low TER imply a good return. The current TER cannot be regarded as an indication of future TER's. During the phase-in period, TER's do not include information gathered over a full year. Transaction Costs (TC) is the percentage of the value of the Fund incurred as costs relating to the buying and selling of the Fund's underlying assets.

Transaction costs are a necessary cost in administering the Fund and impacts Fund returns. It should not be considered in isolation as returns may be impacted by many other factors over time including market returns, the type of Fund, investment decisions of the investment manager and the TER. Fund Performance has been calculated using net NAV to NAV numbers with income reinvested. The performance for each period shown reflects the return for investors who have been fully invested for that period. Individual investor performance may differ because of initial fees, the actual investment date, the date of reinvestments and dividend withholding tax. Full performance calculations are available from the manager on request.

Please note that all documents, notifications of deposit, investment, redemption and switch applications must be received by Prescient Fund Services (Ireland) Limited before 10h00 (Irish time), to be transacted at the net asset value price for that day. Where all required documentation is not received before the stated cut off time, Prescient Fund Services (Ireland) Limited shall not be obliged to transact at the net asset value price as agreed to. The Funds are priced at 17h00 (New York Time). Prices are published daily and are available on the Prescient website.

This document is for information purposes only and does not constitute or form part of any offer to issue or sell or any solicitation of any offer to subscribe for or purchase any particular investments. Opinions expressed in this document may be changed without notice at any time after publication. We therefore disclaim any liability for any loss, liability, damage (whether direct or consequential) or expense of any nature whatsoever which may be suffered as a result of, or which may be attributable directly or indirectly to the use of or reliance upon the information. For any additional information, such as fund prices, brochures and application forms please visit www.integrityam.co.za.