

# NORTHSHORE WORLDWIDE MULTI-STRATEGY PRESCIENT RI HEDGE FUND

Minimum Disclosure Document & General Investor Report



Northshore Capital

As of 2026/04/30

## OBJECTIVE AND INVESTMENT POLICY SUMMARY

The portfolio objective is to provide investors with capital growth over the long term. The Portfolio aims to achieve this objective by deploying a diversified approach with a medium to high net equity bias. The Fund will have a focus on global equities and ETF's not precluding the ability to invest in local assets and other asset classes to hedge risk. Asset classes such as commodity instruments, interest bearing securities, property shares, property related securities, preference shares, money market instruments, non-equity securities, derivative instruments and assets in liquid form may be included.

The portfolio may from time to time invest in listed and unlisted financial instruments, in accordance with the provisions of the Act, and the Regulations thereto, as amended from time to time, in order to achieve the portfolio's investment objective. The portfolio will predominately invest in South African markets but is however permitted to include investments in offshore jurisdictions subject to the investment conditions determined by legislation from time to time. The portfolio may apart from assets in liquid form also include participatory interests or any other form of participation in portfolios of collective investment schemes or other approved retail hedge funds. Where the aforementioned schemes are operated in territories other than in South Africa, participatory interests or any other form of participation in these schemes will be included in the portfolio only where the regulatory environment is to the satisfaction of the manager and trustee and is of a sufficient standard to provide investor protection at least equivalent to that in South Africa.

## FUND INFORMATION

The Fund has adhered to its policy objective

Portfolio Managers	Northshore Capital (Pty) Ltd.
Fund Classification	Retail Hedge Fund - Worldwide - Multi-Strategy Hedge Funds
Currency	South African Rand
Domicile	South Africa
Fund Size	R 18 114 563.58
Benchmark	STeFI composite
Income Declaration Dates	30 June & 31 December
Inception Date	11 October 2023
Minimum Investment Amounts	R10 000 lump sum 81 R1 000 monthly debit order
Price (NAV) per unit	R 113.59
Number of units	99 186.97
Distributions % for Class A	1.30%
Transaction Time	13:00
Valuation Time	18:00
ISIN	ZAE000328365
JSE Code	NWMPHA
Highest Rolling 1 Year	24.62%
Lowest Rolling 1 Year	-9.45%
Auditors	Ernst & Young Inc.

## ADDITIONAL INFORMATION

Service Charge: 0.5% (excl.VAT)  
Performance Fee: 20% participation on increase of NAV, subject to the high-water mark, uncapped.

### 31 December 2025

**Total Expense Ratio (TER): 1.86%** of the value of the Financial Product was incurred as expenses relating to the administration of the Financial Product. A higher TER does not necessarily imply a poor return, nor does a low TER imply a good return.

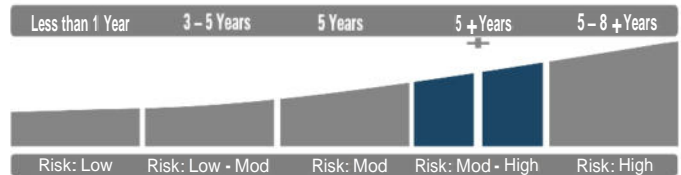
**Transaction Cost (TC): 1.51%** of the value of the Financial Product was incurred as costs relating to the buying and selling of the assets underlying the Financial Product. Transaction Costs are a necessary cost in administering the Financial Product and impacts Financial Product returns. It should not be considered in isolation as returns may be impacted by many other factors over time including market returns, the type of Financial Product, the investment decisions of the investment manager and the TER.

**Total Investment Charges (TER+TC): 3.37%** of the value of the Financial Product was incurred as costs relating to the investment of the Financial Product.

Northshore Capital (Pty) Ltd is an Authorised Financial Services Provider FSP 46095  
Issue Date: 19 May 2026

Source: Morningstar Direct

## RISK PROFILE RANGE

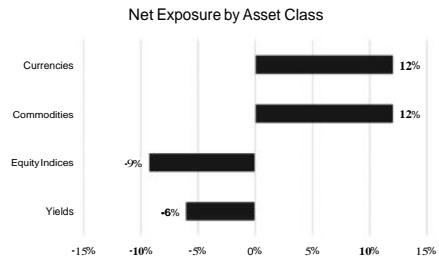


## KEY CHARACTERISTICS

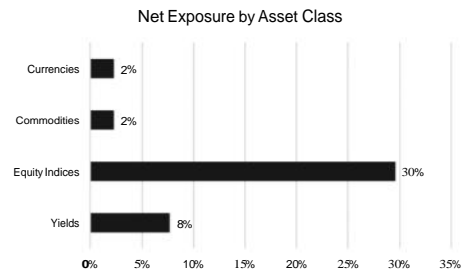
The Fund is a multi-strategy portfolio with a medium to high net equity bias. The Fund will invest in local and global Equities and ETF's as well as other financial instruments and asset classes to manage risk.

- Provide Investors with absolute returns over the long term regardless of market direction.
- Grow investor capital in real terms over the long term.
- Reduce volatility by managing risk associated with equity investing.

## EFFECTIVE EXPOSURE - 30 April 2026

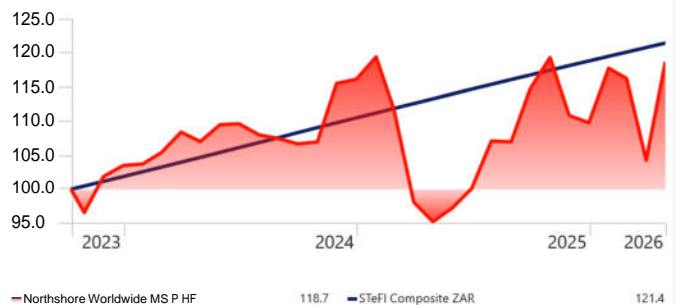


## EFFECTIVE EXPOSURE - 31 March 2026



## INVESTMENT GROWTH (Illustrative Performance)

Time Period: 2023/10/11 to 2026/04/30



## ANNUALISED PERFORMANCE

	6 Months	1 Year	Since Inception
Northshore Worldwide MS P HF	-0.54	24.67	6.92
STeFI Composite ZAR	3.39	7.21	7.89

# NORTHSHORE WORLDWIDE MULTI-STRATEGY PRESCIENT RI HEDGE FUND

Minimum Disclosure Document & General Investor Report



As of 2026/04/30

## DISCLAIMER

Collective Investment Schemes in Securities (CIS) should be considered as medium to long-term investments. The value may go up as well as down and past performance is not necessarily a guide to future performance. CIS's are traded at the ruling price and can engage in scrip lending and borrowing. The collective investment scheme may borrow up to 10% of the market value of the portfolio to bridge insufficient liquidity. A schedule of fees, charges and maximum commissions is available on request from the Manager. There is no guarantee in respect of capital or returns in a portfolio. A CIS may be closed to new investors in order for it to be managed more efficiently in accordance with its mandate. CIS prices are calculated on a net asset basis, which is the total value of all the assets in the portfolio including any income accruals and less any permissible deductions (brokerage, STT, VAT, auditor's fees, bank charges, trustee and custodian fees and the annual management fee) from the portfolio divided by the number of participatory interests (units) in issue. Forward pricing is used. The Fund's Total Expense Ratio (TER) reflects the percentage of the average Net Asset Value (NAV) of the portfolio that was incurred as charges, levies and fees related to the management of the portfolio. A higher TER does not necessarily imply a poor return, nor does a low TER imply a good return. The current TER cannot be regarded as an indication of future TER's. During the phase in period TER's do not include information gathered over a full year. Transaction Costs (TC) is the percentage of the value of the Fund incurred as costs relating to the buying and selling of the Fund's underlying assets. Transaction costs are a necessary cost in administering the Fund and impacts Fund returns. It should not be considered in isolation as returns may be impacted by many other factors over time including market returns, the type of Fund, investment decisions of the investment manager and the TER.

The Manager retains full legal responsibility for any third-party-named portfolio. Where foreign securities are included in a portfolio there may be potential constraints on liquidity and the repatriation of funds, macroeconomic risks, political risks, foreign exchange risks, tax risks, settlement risks; and potential limitations on the availability of market information. The investor acknowledges the inherent risk associated with the selected investments and that there are no guarantees. Please note that all documents, notifications of deposit, investment, redemption and switch applications must be received by Prescient by or before 13:00 (SA), to be transacted at the net asset value price for that day. Where all required documentation is not received before the stated cut off time Prescient shall not be obliged to transact at the net asset value price as agreed to. The Fund is priced at 6pm. Prices are published daily and are available on the Prescient website. Performance has been calculated using net NAV to NAV numbers with income reinvested. The performance for each period shown reflects the return for investors who have been fully invested for that period. Individual investor performance may differ as a result of initial fees, the actual investment date, the date of reinvestments and dividend withholding tax. Full performance calculations are available from the manager on request.

The investment performance is for illustrative purposes only. The investment performance is calculated by taking the actual initial fees and all ongoing fees into account for the amount shown and income is reinvested on the reinvestment date.

## ADDITIONAL INFORMATION

### Management Company:

Prescient Management Company (RF) (Pty) Ltd, Registration number: 2002/022560/07  
Physical address: Prescient House, Westlake Business Park, Otto Close, Westlake, 7945  
Postal address: PO Box 31142, Tokai, 7966.

Telephone number: 0800 111 899.  
E-mail address: info@prescient.co.za  
Website: www.prescient.co.za

Trustee: Nedbank Investor Services Physical address: 2nd Floor, 16 Constantia Boulevard, Constantia Kloof, Roodepoort, 1709 Telephone number: +27 11 534 6557 Website: www.nedbank.co.za

The Management Company and Trustee are registered and approved under the Collective Investment Schemes Control Act (No.45 of 2002). Prescient is a member of the Association for Savings and Investments South Africa

This fund operates as a white label fund under the Prescient Retail Hedge Fund Scheme, which is governed by the Collective Investment Schemes Control Act.

### Glossary

Annualised performance: Annualised performance shows longer term performance rescaled to a 1-year period. Annualised performance is the average return per year over the period. Actual annual figures are available to the investor on request.

Highest & Lowest return: The highest and lowest returns for any 1 year over the period since inception have been shown.

NAV: The net asset value represents the assets of a Fund less its liabilities.

Standard Deviation: The deviation of the return stream relative to its own average.

Max Drawdown: The maximum peak to trough loss suffered by the Fund since inception.

Max Gain: Largest increase in any single month

% Positive Month: The percentage of months since inception where the Fund has delivered positive return.

### Risk Profile definition

Moderate/ Medium Risk:

These portfolios generally hold more equity exposure than low risk portfolios but less than high risk portfolios. In turn, the expected volatility is higher than low risk portfolios but less than high risk portfolios. The probability of losses is higher than low risk portfolios, but less than high risk portfolios. Expected potential long-term investment returns could therefore be lower than high risk portfolios due to lower equity exposure, but higher than low risk portfolios. This document is for information purposes only and does not constitute or form part of any offer to issue or sell or any solicitation of any offer to subscribe for or purchase any particular investments. Opinions expressed in this document may be changed without notice at any time after publication. We therefore disclaim any liability for any loss, liability, damage (whether direct or consequential) or expense of any nature whatsoever which may be suffered as a result of or which may be attributable directly or indirectly to the use of or reliance upon the information.

### Fund Specific Risks

Default Risk: The risk that the issuers of fixed income instruments may not be able to meet interest payments nor repay the money they have borrowed. The issuers credit quality is vital. The worse the credit quality, the greater the risk of default and therefore investment loss.  
Interest Rate Risk: The value of fixed income investments (e.g. bonds) tends to be inversely related to interest and inflation rates. Hence their value decreases when interest rates and/or inflation rises.  
Geographic/Sector Risk: For investments primarily concentrated in specific countries, geographical regions and/or industry sectors, their resulting value may decrease whilst portfolios more broadly invested might grow.

Liquidity Risk: If there are insufficient buyers or sellers of particular investments, the result may lead to delays in trading and being able to make settlements, and/or large fluctuations in value. This may lead to larger financial losses than expected.

## INVESTMENT MANAGER

Northshore Capital (Pty) Ltd is an authorised Financial Services Provider FSP 46095.

Additional information, including application forms, annual or quarterly reports can be obtained from Prescient, free of charge.  
Valuation takes place daily and prices can be viewed on our website www.prescient.co.za  
Actual annual performance figures are available to existing investors on request.  
Upon request the Manager will provide the investor with portfolio quarterly investment holdings reports

### Mark Loubser

Key Individual, Northshore Capital (Pty) Ltd  
mark@northshorecapital.co.za