

# Premier Miton Cautious Multi Asset Fund

## Class B accumulation

### Objective

The investment objective of the Fund is to provide income together with capital growth over the long-term. The minimum recommended holding term is at least five years. This does not mean that the fund will achieve the objective over this, or any other, specific time period and there is a risk of loss to the original capital invested.

### Fund facts

Fund size	£266.9m
Launch dates	Fund - 31 Dec 1997 Share class - 03 Jan 2006
Fund structure	Open Ended Investment Company (OEIC)
Legal structure	UK Undertaking for Collective Investment in Transferable Securities (UCITs)
Reporting dates	Final - 30 Jun Interim - 31 Dec
Base currency	GBP
Valuation point (cut off time)	12:00 noon (London time)
ISA eligible	Yes
Investment Association sector	IA Mixed Investment 20-60% shares
Performance comparator/s	IA Mixed Investment 20-60% shares
Highest annual return over 10 years (%)	11.7
Lowest annual return over 10 years (%)	-9.7
Net Asset Value (NAV) per share	329.4
Number of units in issue	79.4m
Distributions	Accumulating

### Investment team

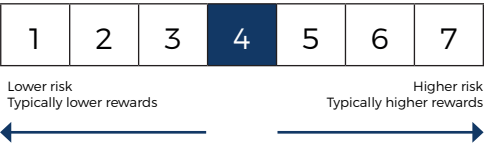


Fund manager  
**David Jane**  
Joined Premier Miton  
**Jun 2014**  
Manager since  
**Jun 2014**



Fund manager  
**Anthony Rayner**  
Joined Premier Miton  
**Jun 2014**  
Manager since  
**Jun 2014**

### Risk and reward profile



The fund is ranked as 4 because it has experienced medium rises and falls in value over the past five years. Please note that even the lowest ranking does not mean a risk-free investment.

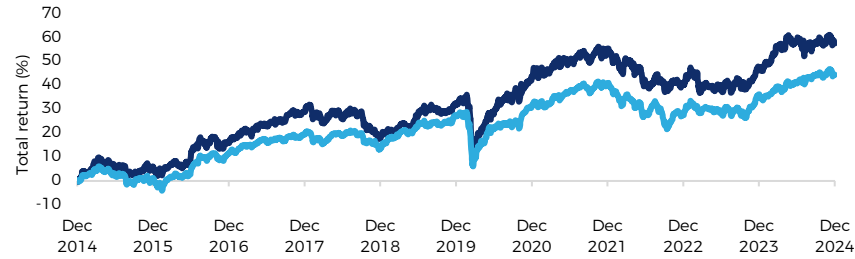
### Investment Strategy

The asset classes in which the fund managers invest include equities, fixed income, property (including Real Estate Investment Trusts), commodities, cash and cash like investments. The fund is invested across a broad spread of underlying assets, although equities and fixed income form the majority of the portfolio, with a maximum of 60% in equities. Exposure to equity and fixed income assets is typically through direct investment, and investments in property and commodities are indirect. The fund managers may also invest in shares in collective investment schemes covering global markets. The fund is invested in at least 100 individual investments. Please refer to the Fund prospectus for the full investment policy and strategy.

### Performance summary (%)

Fund share class      ● Sterling class B - Accumulation shares  
Performance comparator      ● Sector: IA Mixed Investment 20-60% Shares

#### Performance over 10 years



#### Cumulative performance (%)

	3 months	1 year	3 years	5 years	10 years
● Fund	0.0	6.7	1.5	19.6	57.6
● Sector	0.1	6.1	2.6	13.8	44.5

#### Annualised performance (%)

	3 years	5 years	10 years
● Fund	0.5	3.6	4.7
● Sector	0.9	2.6	3.8

#### Discrete annual performance (%)

	31.12.14	31.12.15	31.12.16	31.12.17	31.12.18	31.12.19	31.12.20	31.12.21	31.12.22	31.12.23
● Fund	5.9	9.5	11.2	-8.5	11.7	8.7	8.4	-9.7	5.3	6.7
● Sector	1.2	10.3	7.2	-5.1	11.8	3.5	7.2	-9.5	6.8	6.1

Source: FE Analytics. Performance has been calculated using net NAV to NAV numbers with income reinvested. The performance for each period shown reflects the return for investors who have been fully invested for that period. Individual investor performance may differ as a result of initial fees, the actual investment date, the date of reinvestments and dividend withholding tax. Full performance calculations are available from the Investment manager on request. **The performance information presented on this page relates to the past. Past performance is not a reliable indicator of future returns.**



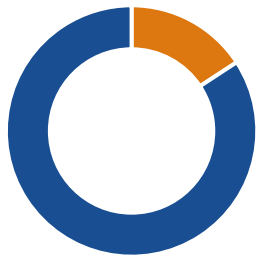
## Portfolio breakdown

Asset allocation (%)



● Equities	52.8
North American equities	27.5
UK equities	7.2
Asia Pacific ex Japan equities	6.6
Europe ex UK equities	4.9
Japan equities	3.6
Emerging markets equities	3.1
● Fixed Income	33.5
UK corporate bonds	16.5
International corporate bonds	15.5
Emerging markets corporate bonds	1.0
International sovereign bonds	0.6
● Commodities	7.7
Gold	6.4
Other	1.3
● Property shares	2.5
UK property shares	2.5
● Cash	3.5

## Top 10 holdings (%)



● Top 10 holdings 15.8%  
● Rest of portfolio 84.2%

Invesco Physical Gold ETC USD ETF	6.4
Meta Platforms	1.1
Amazon.com	1.1
Alphabet	1.1
Netflix	1.1
Bristol-Myers Squibb	1.0
China Construction Bank	1.0
Salesforce	1.0
Recruit Holdings	1.0
IBM Corporation	1.0

## Portfolio changes

We can confirm that the portfolio has adhered to its objective for Q4 2024

Asset type	Q3 24 (%)	Q4 24 (%)
Equities	53.3	52.8
Fixed income	34.3	33.5
Commodities	6.5	7.7
Property shares	3.9	2.5
Cash	2.1	3.5

## Fees and charges

Total Expense Ratio (TER) as at 30 June 2024

0.81%

Annual management charge

0.75%

Redemption fee

0.00%

Max entry charge

0.00%

Charges are taken from income

The fund's charges will be taken from income generated by the fund in the form of interest or dividends. If there is not enough income to cover the charges, the rest of the charges will be taken from the fund's capital which could result in capital erosion or constrain capital growth.

## Fund codes and investment minimums

ISIN

GB00B0W1V856

SEDOL

B0W1V85

Bloomberg

CFMSSBA:LN

## Minimums

Initial	£1,000
Top up	£1,000
Withdrawal	No minimum
Holding	£1,000

Other information	<p>This fund is priced on a swing pricing basis. A swing pricing is where the price can swing to either a bid or an offer basis depending on the investment and redemption activity in the fund. This means the investor selling or buying fund</p>	<p>shares bears the associated [dis] investment costs and protects the continuing holders in the fund. Performance could be shown on a combination of bid, mid or offer prices, depending on the period of reporting.</p>	
General risks	<p><b>Investing involves risk.</b></p> <p>The value of an investment can go down as well as up which means that you could get back less than you originally invested when you come to sell your investment. The value of your investment might not keep up with any rise in the cost of living. Typically, there is less risk of losing money over the</p>	<p>long-term (which we define as over 5 years) from an investment that is considered low risk, although potential returns may also be lower. Investments considered higher risk typically offer greater opportunities for better long-term returns, though the risk of losing money is also likely to be higher.</p>	<p>Premier Miton is unable to provide investment, tax or financial planning advice. We recommend that you discuss any investment decisions with a financial adviser.</p>
Specific fund risks	<p><b>Some of the main specific risks of investing in this fund are summarised here. Further detail is available in the prospectus for the fund.</b></p> <p><b>Equities</b></p> <p>Equities (company shares) can experience high levels of price fluctuation. Smaller company shares can be riskier than the largest companies, companies in less developed countries (emerging markets) can be riskier than those in developed countries and funds focused on a particular country or region can be riskier than funds that are more geographically diverse. These risks can result in bigger movements in the value of the fund. Equities can be affected by changes in central bank interest rates and by inflation.</p>	<p><b>Fixed income</b></p> <p>Fixed income investments, such as bonds, can be higher risk or lower risk depending on the financial strength of the issuer of the bond, where the bond ranks in the issuer's structure or the length of time until the bond matures. It is possible that the income due or the repayment value will not be met. They can be particularly affected by changes in central bank interest rates and by inflation.</p> <p><b>Other investment risks</b></p> <p>Funds may have holdings in investments such as commodities (raw materials), infrastructure and property as well as other areas such as specialist lending and renewable energy. These investments will be indirect, which means accessing these assets by investing in companies, other funds or similar investment vehicles.</p>	<p>These investments can also increase risk and experience sharp price movements. Funds focused on specific sectors or industries, such as property or infrastructure, may carry a higher level of risk and can experience bigger movements in value. Certain investments can be impacted by decisions made by third parties, such as governments or regulators.</p> <p><b>Other risks</b></p> <p>There are many other factors that can influence the value of a fund. These include currency movements, changes in the law, regulations or tax, operational systems or third-party failures, or financial market conditions that make it difficult to buy or sell investments for the fund.</p>
Glossary	<p><b>Annualised performance:</b></p> <p>Annualised performance shows longer term performance rescaled to a 1-year period.</p>	<p><b>Highest &amp; Lowest return:</b></p> <p>The highest and lowest returns for any 1 year over the 10 year period have been shown.</p>	<p><b>NAV:</b></p> <p>The net asset value represents the assets of a Fund less its liabilities.</p>



## Important information

The Premier Miton Cautious Multi Asset Fund is registered and approved under section 65 of CISCA.

This document is for information purposes only and does not constitute or form part of any offer to issue or sell or any solicitation of any offer to subscribe for or purchase any particular investments. Opinions expressed in this document may be changed without notice at any time after publication. We therefore disclaim any liability for any loss, liability, damage (whether direct or consequential) or expense of any nature whatsoever which may be suffered as a result of or which may be attributable directly or indirectly to the use of or reliance upon the information. Collective Investment Schemes in Securities (CIS) should be considered as medium to long-term investments. The value may go up as well as down and past performance is not necessarily a guide to future performance. CISs are traded at the ruling price and can engage in scrip lending and borrowing.

The collective investment scheme may borrow up to 10% of the market value of the portfolio to bridge insufficient liquidity. A schedule of fees, charges and maximum commissions is available on request from the Investment manager. There is no guarantee in respect of capital or returns in a portfolio. A CIS may be closed

to new investors in order for it to be managed more efficiently in accordance with its mandate. CIS prices are calculated on a net asset basis, which is the total value of all the assets in the portfolio including any income accruals and less any permissible deductions (brokerage, STT, VAT, auditor's fees, bank charges, trustee and custodian fees and the annual management fee) from the portfolio divided by the number of participatory interests (units) in issue. Forward pricing is used.

The Fund's Total Expense Ratio (TER) reflects the percentage of the average Net Asset Value (NAV) of the portfolio that was incurred as charges, levies and fees related to the management of the portfolio. A higher TER does not necessarily imply a poor return, nor does a low TER imply a good return. The current TER cannot be regarded as an indication of future TERs. During the phase in period TERs do not include information gathered over a full year. Transaction Costs (TC) is the percentage of the value of the Fund incurred as costs relating to the buying and selling of the Fund's underlying assets. Transaction costs are a necessary cost in administering the Fund and impacts Fund returns. It should not be considered in isolation as returns may be impacted by many other factors over time including market returns, the type of Fund, investment decisions of the investment manager and the TER.

Where foreign securities are included in a portfolio there may be potential constraints on liquidity and the repatriation of funds, macroeconomic risks, political risks, foreign exchange risks, tax risks, settlement risks, and potential limitations on the availability of market information. The investor acknowledges the inherent risk associated with the selected investments and that there are no guarantees. Please note that all documents, notifications of deposit, investment, redemption and switch applications must be received by Northern Trust Global Services SE on or before 12 noon (London Time), to be transacted at the net asset value price for that day. Where all required documentation is not received before the stated cut-off time, Northern Trust Global Services SE shall not be obliged to transact at the net asset value price as agreed to. Funds are priced at 12 noon

Performance has been calculated using net NAV to NAV numbers with income reinvested. The performance for each period shown reflects the return for investors who have been fully invested for that period. Individual investor performance may differ as a result of initial fees, the actual investment date, the date of reinvestments and dividend withholding tax. Full performance calculations are available from the Investment manager on request.

## Additional information

For any additional information such as fund prices, brochures and application forms please visit [www.premiermiton.com](http://www.premiermiton.com)  
0333 456 6363  
[premiermiton\\_enquiry@ntrs.com](mailto:premiermiton_enquiry@ntrs.com)

## Contact us

From 9:00am to 5:30pm, Monday to Friday, excluding bank holidays.  
0333 456 4560  
[contactus@premiermiton.com](mailto:contactus@premiermiton.com)

## Contact details

### Representative office:

Prescient Management Company (RF) (Pty) Ltd,

Registration number:  
2002/022560/07

### Physical address:

Prescient House, Westlake Business Park, Otto Close, Westlake, 7945

### Postal address:

PO Box 31142, Tokai, 7966.

### Telephone number:

0800 111 899

### E-mail address:

[info@prescient.co.za](mailto:info@prescient.co.za)

### Website:

[www.prescient.co.za](http://www.prescient.co.za).

### Management Company:

**Premier Portfolio Managers Limited,**  
Eastgate Court, High Street,  
Guildford, Surrey, GU1 3DE

### Depository:

**Northern Trust Investor Services Limited**  
50 Bank Street, London, E14 5NT

### Investment Manager:

**Premier Fund Managers Limited,**  
Eastgate Court, High Street,  
Guildford, Surrey, GU1 3DE

### Administrator:

**Northern Trust Global Services SE**  
Premier Portfolio Managers Limited  
Sunderland, SR43 4AW