

AYLETT GLOBAL EQUITY FUND - A1

MINIMUM DISCLOSURE DOCUMENT & GENERAL INVESTOR REPORT 30 JUNE 2025

FUND INVESTMENT SUMMARY AND OBJECTIVES

Our Investment Strategy and Philosophy

Shares are evaluated, not by a fluctuating ticker or a graph on a screen, but by what they represent, a certificate of ownership. Our focus is on identifying well-managed companies trading at prices below their intrinsic value. We adhere to the principle that the return on an investment is determined by the price paid, rather than the exit price.

Fund Objective

The Aylett Global Equity Fund is a US Dollar denominated fund designed to maximize capital growth. It achieves this by investing directly or indirectly in global equities and equity-related securities.

The Fund adheres to the investment & policy objectives as stated in the Supplemental Deed.

Fund Universe

The Fund may allocate up to 100% of its net assets to equities and equity-related securities, including common stock, preferred stock, closed-ended investment trusts, convertible bonds (excluding contingent convertible bonds), and non-bespoke equity-linked notes, all of which are listed or traded on recognized exchanges worldwide.

Who Should Invest

The Fund is Section 65 approved and is suitable for investors seeking long-term capital growth through a diversified portfolio of global equities. It is best suited for those with a long-term investment horizon (five years or more), as short-term performance may be subject to variability.

FUND FACTS

Inception	Thursday, 31 March 2022
Legal Structure	UCITS
Benchmark	No benchmark
Regulator	Central Bank of Ireland
Joint Portfolio Managers	Walter Aylett Justin Ritchie
Management company	Prescient Fund Services (Ireland) Limited
Fund Depository	Northern Trust Fiduciary Services (Ireland) Ltd
Fund auditors	Ernst & Young Incorporated

FUND DETAILS

Fund Size \$	\$117.16 million
Number of Units - A1	12,038.10
Unit Price - A1 \$	\$13008.94 cpu
Currency	US Dollar (USD)
ISIN - A1	IE0000ZIWAV8
Bloomberg Code	PGAGEFA
Top 10 holdings (Alphabetical Order)	Anheuser-Busch Inbev Bath & Body Works British American Tobacco Dollar General Heineken Holding Jumbo Moneysupermarket.com Reinet Investments Rubis St James's Place

FEES & MINIMUMS

Minimum	\$10,000
Initial Fees	None
Performance Fee	None
Annual Management Fee - A1	1.35%

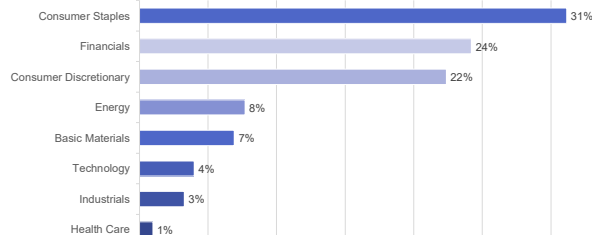
Fees are class dependent: Calculated on the market value of the fund's assets, accrued daily and paid monthly.

Fee Breakdown - A1

Management fee	1.35%
Performance fee	Not Applicable
Other fees****	0.27%
Total Expense Ratio (TER)	1.62%
Transaction costs	0.01%
Total Investment Charge (TIC)	1.63%

****Other fees includes underlying fee (where applicable): Audit Fees, Custody Fees and Trustee Fees

EQUITY SECTOR EXPOSURE



FUND PERFORMANCE

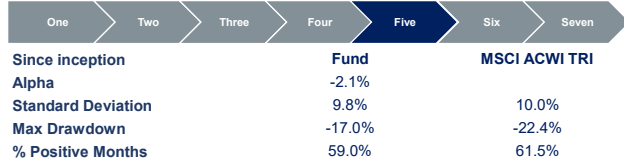
(Figures are annualised and net of fees)	Aylett Global Equity Fund - A1	MSCI ACWI TRI**
1 Year	23.8%	16.7%
3 Year	13.8%	17.9%
Inception	8.4%	10.5%
Highest 1 year return*	23.8%	33.4%
Lowest 1 year return*	-0.2%	-7.0%

*Highest and lowest consecutive 12-month returns since inception.

**The fund does not have a benchmark. Fund performance is shown against MSCI ACWI TRI for illustrative purposes.

FUND RISK PROFILE

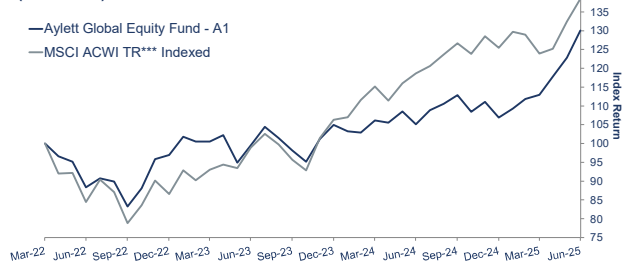
The Fund has a category five risk indicator which is a medium to high risk profile as it is actively managed across equities, cash and other listed assets.



ILLUSTRATIVE PERFORMANCE

AYLETT GLOBAL EQUITY FUND vs MSCI ACWI TRI PERFORMANCE

(Net of fees)



**Total Return Indexed is net of fees and assumes dividends and distributions are reinvested.

Past performance is not indicative of future performance.

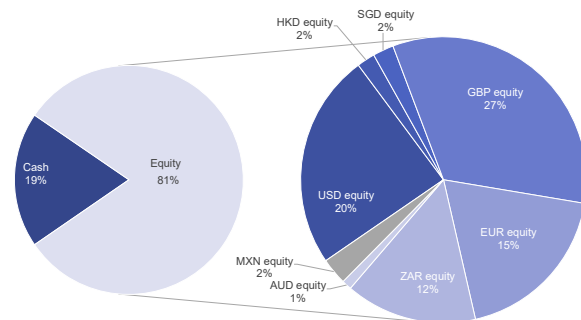
For illustrative purposes only: The illustrative performance is calculated by taking the actual initial fees and all ongoing fees into account for the amount shown. Income is reinvested on the reinvestment date.

Source: Bloomberg, inception to 30 June 2025

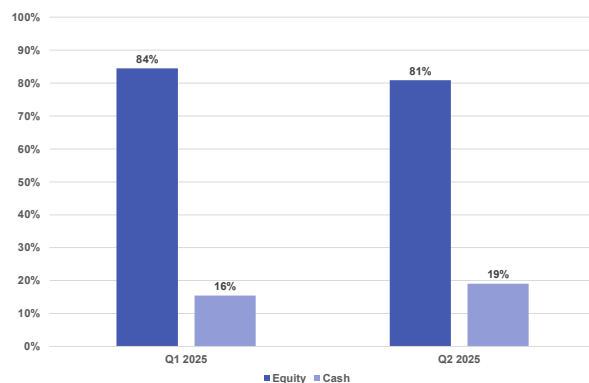
INCOME DISTRIBUTIONS

Class A1 Shares are accumulating Shares. It is not currently intended to make distributions to the Shareholders.

ASSET ALLOCATION AND CURRENCY EXPOSURE



Quarterly Asset Allocation Comparison



GLOSSARY:

Annualised performance: Annualised performance shows longer-term performance rescaled to a 1-year period. Annualised performance is the average return per year over the period. Actual annual figures are available to the investor on request.

Highest & Lowest performance: The highest and lowest returns for any 1 year over the period since inception have been shown.

NAV: The Net Asset Value represents the assets of a Fund less its liabilities.

CPU: Cents per unit

Alpha: Denoted the outperformance of the fund over the benchmark.

Sharpe Ratio: The Sharpe ratio is used to indicate the excess return the portfolio delivers over the risk-free rate per unit of risk adopted by the fund.

Standard Deviation: The deviation of the return stream relative to its own average.

Max Drawdown: The maximum peak to trough loss suffered by the Fund since inception.

% Positive Month: The percentage of months since inception where the Fund has delivered positive return.

FUND SPECIFIC RISKS:

Default risk: The risk that the issuers of fixed income instruments (e.g. bonds) may not be able to meet interest payments nor repay the money they have borrowed. The issuers credit quality is vital. The worse the credit quality, the greater the risk of default and therefore investment loss.

Derivatives risk: The use of derivatives could increase overall risk by magnifying the effect of both gains and losses in a Fund. As such, large changes in value and potentially large financial losses could result.

Developing Market (excluding SA) risk Some of the countries invested in may have less developed legal, political, economic and/or other systems. These markets carry a higher risk of financial loss than those in countries generally regarded as being more developed.

Foreign Investment risk: Foreign securities investments may be subject to risks pertaining to overseas jurisdictions and markets, including (but not limited to) local liquidity, macroeconomic, political, tax, settlement risks and currency fluctuations.

Interest rate risk: The value of fixed income investments (e.g. bonds) tends to be inversely related to interest and inflation rates. Hence their value decreases when interest rates and/or inflation rises.

% Property risk: Investments in real estate securities can carry the same risks as investing directly in real estate itself. Real estate prices move in response to a variety of factors, including local, regional and national economic and political conditions, interest rates and tax considerations.

Currency exchange risk: Changes in the relative values of individual currencies may adversely affect the value of investments and any related income.

Geographic / Sector risk: For investments primarily concentrated in specific countries, geographical regions and/or industry sectors, their resulting value may decrease whilst portfolios more broadly invested might grow.

Derivative counterparty risk: A counterparty to a derivative transaction may experience a breakdown in meeting its obligations thereby leading to financial loss.

Liquidity risk: If there are insufficient buyers or sellers of particular investments, the result may lead to delays in trading and being able to make settlements, and/or large fluctuations in value. This may lead to larger financial losses than expected.

Equity investment risk: Value of equities (e.g. shares) and equity-related investments may vary according to company profits and future prospects as well as more general market factors. In the event of a company default (e.g. bankruptcy), the owners of their equity rank last in terms of any financial payment from that company.

DISCLAIMER:

The Aylett Global Equity Fund is a sub-fund of the Prescient Global Funds ICAV, an open-ended umbrella type investment company, with segregated liability between its sub-funds, authorised by the Central Bank of Ireland, as an undertaking for collective investment in transferable securities under the European Communities (UCITS) Regulation, 2011 as amended (the Regulations). It is managed by Prescient Fund Services (Ireland) Limited at 35 Merrion Square East, Dublin 2, Ireland which is authorised by the Central Bank of Ireland, as a UCITS IV Management Company. The Prescient Global Funds ICAV full prospectus and the Fund's KIID are available free of charge from the Manager or by visiting www.prescient.ie.

Collective Investment Schemes in Securities (CIS) should be considered as medium to long term investments. The value may go up as well as down and past performance is not necessarily a guide to future performance. CIS's are traded at the ruling price and can engage in scrip lending and borrowing. The collective investment scheme may borrow up to 10% of the market value of the portfolio to bridge insufficient liquidity. A schedule of fees, charges and maximum commissions is available on request from the Manager. There is no guarantee in respect of capital or returns in a portfolio. A CIS may be closed to new investors in order for it to be managed more efficiently in accordance with its mandate.

CIS prices are calculated on a net asset basis, which is the total value of all the assets in the portfolio including any income accruals and less any permissible deductions (brokerage, STT, VAT, auditor's fees, bank charges, trustee and custodian fees and the annual management fee) from the portfolio divided by the number of participatory interests (units) in issue. Forward pricing is used. The Fund's Total Expense Ratio (TER) reflects the percentage of the average Net Asset Value (NAV) of the portfolio that was incurred as charges, levies and fees related to the management of the portfolio. A higher TER does not necessarily imply a poor return, nor does a low TER imply a good return. The current TER cannot be regarded as an indication of future TER's. During the phase in period TER's do not include information gathered over a full year. Transaction Costs (C) is the percentage of the value of the Fund incurred as costs relating to the buying and selling of the Fund's underlying assets. Transaction costs are a necessary cost in administering the Fund and impacts Fund returns. It should not be considered in isolation as returns may be impacted by many other factors over time including market returns, the type of Fund, investment decisions of the investment manager and the TER.

Where foreign securities are included in a portfolio there may be potential constraints on liquidity and the repatriation of funds, macroeconomic risks, political risks, foreign exchange risks, tax risks, settlement risks; and potential limitations on the availability of market information. The investor acknowledges the inherent risk associated with the selected investments and that there are no guarantees. Please note that all documents, notifications of deposit, investment, redemption and switch applications must be received by Prescient Fund Services (Ireland) by or before 10:00 a.m (Irish Time), to be transacted at the net asset value price for that day. Where all required documentation is not received before the stated cut off time Prescient Fund Services (Ireland) shall not be obliged to transact at the net asset value price as agreed to. Funds are priced at 5pm (New York time). Prices are published daily and are available on the Prescient website.

Performance has been calculated using net NAV to NAV numbers with income reinvested. The performance for each period shown reflects the return for investors who have been fully invested for that period. Individual investor performance may differ as a result of initial fees, the actual investment date, the date of reinvestments and dividend withholding tax. Full performance calculations are available from the manager on request.

For any additional information such as fund prices, brochures and application forms please go to www.prescient.ie. Copies of the Prospectus and the annual and half yearly reports of the "Company" are available in English and may be obtained, free of charge, from Prescient Fund Services (Ireland) Limited (the "Manager") at 35 Merrion Square East, Dublin 2, Ireland or by visiting www.prescient.ie. Copies may also be obtained directly from Aylett & Co. Fund Managers (the "Investment Manager")

Management Company: Prescient Fund Services (Ireland) Limited, Physical address: 35 Merrion Square East, Dublin 2, D02 KH30, Ireland Postal address: 33 Sir John Rogerson's Quay, Dublin 2, Ireland Telephone number: 00 353 1 676 6959 E-mail: info@prescient.ie Website: www.prescient.ie

Trustee: Northern Trust Fiduciary Services (Ireland) Limited, Physical address: Georges Court, 54 – 62 Townsend Street, Dublin 2, Ireland, Telephone number: +353 1 542 2000, Website: www.northerntrust.com

Investment Manager: Aylett & Co. Fund Managers, Registration number: 2004/034008/07 is an authorised Financial Services Provider (20513) under the Financial Advisory and Intermediary Services Act (No.37 of 2002), to act in the capacity as investment manager. This information is not advice, as defined in the Financial Advisory and Intermediary Services Act (No.37 of 2002). Please be advised that there may be representatives acting under supervision. Physical address: 5th Floor Mariendahl House, Newlands on Main, Main Road, Newlands, 7708, Cape Town, South Africa, Postal address: PO Box 44414, Claremont, South Africa, 7735, Telephone number: +27 21 673 1460, Website: www.aylett.co.za

This document is for information purposes only and does not constitute or form part of any offer to issue or sell or any solicitation of any offer to subscribe for or purchase any particular investments. Opinions expressed in this document may be changed without notice at any time after publication. We therefore disclaim any liability for any loss, liability, damage (whether direct or consequential) or expense of any nature whatsoever which may be suffered as a result of or which may be attributable directly or indirectly to the use of or reliance upon the information.