

36ONE Absolute Alpha Prescient Retail Hedge Fund

Minimum Disclosure Document & General Investor Report
30 June 2025



INVESTMENT OBJECTIVE

- Generate absolute returns over the long term regardless of market direction,
- Grow investors' capital in real terms over the long term,
- Reduce volatility of returns by managing the risks associated with investing in equities.

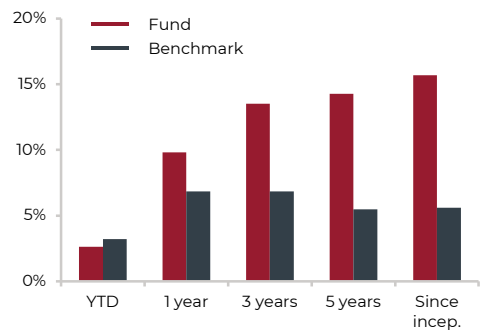
RISK INDICATOR DEFINITION

The risk category shown is not guaranteed and may change over time. The lowest category does not mean the investment is risk free. There may be other special areas of risk relating to the investment including liquidity risk, credit risk, market risk, and settlement risk. The manager does not provide financial advice. Our risk indicator does not imply that the portfolio is suitable for all types of investors. Please consult your financial adviser.

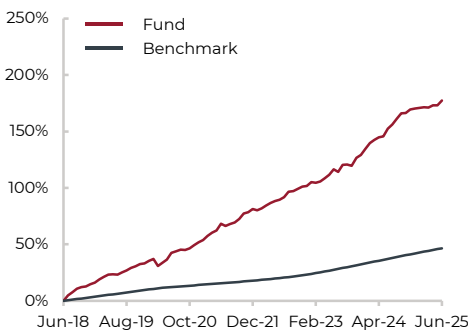
RISK INDICATOR



ANNUALISED PERFORMANCE



CUMULATIVE PERFORMANCE



ANNUALISED PERFORMANCE (%)

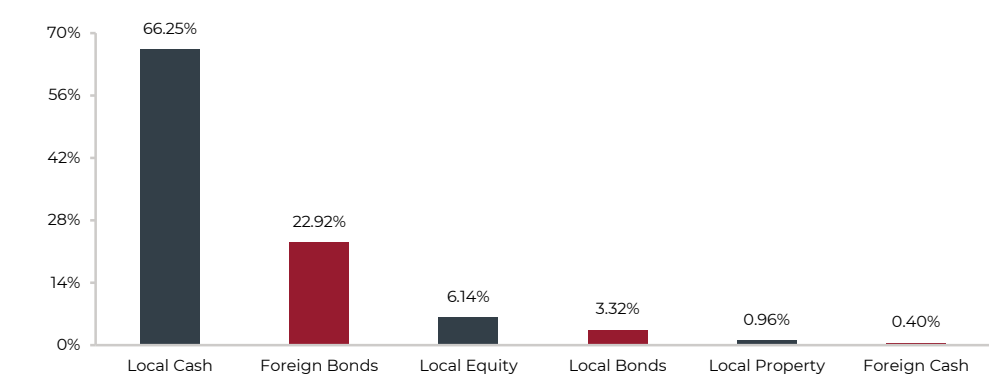
	Fund	Benchmark
1 year	9.80	6.83
3 years	13.50	6.84
5 years	14.27	5.49
7 years	15.68	5.60
Since incep.	15.68	5.60
Highest rolling 1 year	23.24	7.62
Lowest rolling 1 year	7.97	3.30

All performance figures are net of fees.

RISK AND FUND STATS (%)

Since inception (p.a.)	Fund	Benchmark
Alpha	10.08%	
Sharpe Ratio	2.24	-1.07
Sortino Ratio	5.28	
Standard Deviation	4.29%	0.44%
Max Drawdown	-4.52%	0.00%
Max Gain	4.78%	0.62%

CURRENT GROSS ASSET ALLOCATION



As at 30 June 2025

FUND INFORMATION

Fund Manager:
36ONE Asset Management (Pty) Ltd

Fund Classification:
Retail Hedge Fund - South African - Long/Short Equity - Market Neutral

Benchmark:
Standard Bank Call Rate

Fund Size:
R1.6 bn

No of Units:
480,828

Unit Price:
234,854.91

Inception Date:
02 July 2018

Minimum Investment:
R250 000 lump-sum
R2 000 per month

Annual Management Fee:
1.00% (excl. VAT)

Performance Fee:
20% of excess above benchmark over a rolling 1 year period, capped at 3.5%

Subscriptions:
Daily

Redemptions:
Daily

Fee Breakdown:
Management Fee 1.00%
Performance Fees 2.51%
Other Fees* 0.34%
Total Expense Ratio 3.85%
Transaction Costs 0.24%
Total Investment Charge 4.09%

*Other fees includes underlying fee (where applicable): Audit Fees, Custody Fees, Trustee Fees and VAT

*TIC Fees are calculated in respect of 12 months ending before 31 March 2025

Prime Broker:
Peresec
Cantor Fitzgerald
Standard Bank

Administrator:
Prescient Fund Services (Pty) Ltd

Auditor:
Deloitte

Income Distribution:
30 April 2025 - 2689.44 cpu

NET MONTHLY PERFORMANCE SINCE INCEPTION

	JAN	FEB	MAR	APR	MAY	JUN	JUL	AUG	SEP	OCT	NOV	DEC	YTD
2018							4.78%	2.64%	3.01%	1.21%	0.44%	1.87%	14.71%
2019	1.19%	2.39%	1.95%	1.54%	0.43%	-0.29%	1.62%	1.21%	1.80%	1.19%	1.47%	0.49%	16.02%
2020	1.78%	1.15%	-4.52%	2.06%	2.18%	4.31%	1.10%	1.02%	-0.24%	1.03%	1.85%	1.71%	14.03%
2021	1.40%	2.26%	1.90%	1.20%	3.62%	-1.04%	1.01%	0.83%	1.84%	2.82%	0.53%	1.56%	19.38%
2022	-0.55%	0.92%	1.41%	1.26%	0.95%	0.59%	1.12%	2.51%	0.30%	0.95%	1.10%	0.29%	11.36%
2023	1.60%	-0.19%	0.57%	1.28%	1.51%	2.24%	-0.92%	2.79%	0.21%	-0.57%	3.29%	1.09%	13.59%
2024	2.29%	2.21%	1.15%	1.00%	0.30%	2.83%	1.41%	2.00%	1.89%	0.12%	1.12%	0.27%	17.88%
2025	0.21%	0.20%	-0.03%	0.67%	0.07%	1.48%							2.62%

Source: Performance calculated by Prescient Fund Services verified by the FSP
Date: 30 June 2025

FUND COMMENTARY

South African assets posted solid gains in the second quarter of 2025, with both equities and bonds delivering positive returns in each month of the period. The FTSE/JSE All Share Index rose by 10.2% for the quarter, benefitting from broad-based risk-on sentiment following the sharp decline at the start of the quarter. Listed property ended the quarter up 9.1%, while domestic bonds managed to grow +5.9% for the quarter. Despite breaking US\$3,500/ounce and hitting all-time highs in April, further supported by heightened geopolitical tensions in June, gold's growth for the quarter slowed to +5.7% from the +19.0% rally it delivered in the previous quarter. Equity market gains were driven by South African industrials (Indi 25) up 12.0%, followed by resources (Resi 20) which grew by 9.8% on the back of precious metal prices (gold and platinum) reaching multi-year highs in the quarter.

Global equity markets recovered sharply over the quarter, reversing earlier losses as geopolitical tensions eased and investors grew more confident in a soft-landing narrative. The MSCI World Index ended the quarter up 11.6%, underpinned by improved risk appetite, a falling US dollar, and better-than-feared corporate earnings. Volatility, as measured by the CBOE Volatility Index (VIX), surged in early April following aggressive US tariff announcements, but receded in the following weeks as trade negotiations advanced and major central banks signalled a willingness to support growth. Global bond markets reflected growing concerns about slowing economic momentum, with yields declining across most developed markets by quarter-end.

The South African Reserve Bank (SARB) cut interest rates by 25 basis points during the quarter, responding to softer-than-expected core inflation, which remained near the lower end of its 3-6% target range throughout. Should the central bank formally lower its inflation target to 3%, it is likely to put additional pressure on GDP growth for the remainder of the year. Finance Minister Enoch Godongwana successfully passed a revised National Budget in May, following two failed attempts in the previous quarter. While the proposed 0.5% VAT increase was shelved at the last minute following political pushback within the Government of National Unity (GNU), a move that was broadly welcomed, the resulting R75 billion shortfall remains a critical issue for the country. Just as it appeared that the Government of National Unity (GNU) was gaining stability, President Ramaphosa's dismissal of a DA Deputy Minister reignited intra-coalition tensions. While the DA confirmed it would remain part of the GNU, it withdrew from the National Dialogue and announced plans to vote against certain budget allocations. Meanwhile, the yield on South African 10-year government bonds fell below 10%, closing the quarter at 9.96% (its lowest level since early 2022).

36ONE Absolute Alpha Prescient Retail Hedge Fund

Minimum Disclosure Document & General Investor Report
30 June 2025



FUND RISK

Default Risk: The risk that the issuers of fixed income instruments may not be able to meet interest payments nor repay the money they have borrowed. The issuers credit quality is vital. The worse the credit quality, the greater the risk of default and therefore investment loss.

Derivatives Risk: The use of derivatives could increase overall risk by magnifying the effect of both gains and losses in a Fund. As such, large changes in value and potentially large financial losses could result.

Geographic / Sector Risk: For investments primarily concentrated in specific countries, geographical regions and/or industry sectors, their resulting value may decrease whilst portfolios more broadly invested might grow.

Derivative Counterparty Risk: A counterparty to a derivative transaction may experience a breakdown in meeting its obligations thereby leading to financial loss.

Equity Investment Risk: Value of equities (e.g. shares) and equity-related investments may vary according to company profits and future prospects as well as more general market factors. In the event of a company default (e.g. bankruptcy), the owners of their equity rank last in terms of any financial payment from that company.

GLOSSARY

Annualised Performance: Annualised performance shows longer term performance rescaled to a 1 year period. Annualised performance is the average return per year over the period. Actual annual figures are available to the investor on request.

Highest & Lowest Performance: The highest and lowest performance for any 1 year over the period since inception have been shown.

NAV: The net asset value represents the assets of a Fund less its liabilities.

Current Yield: Annual income (interest or dividends) divided by the current price of the security.

Alpha: Denotes the outperformance of the fund over the benchmark.

Sharpe Ratio: The Sharpe ratio is used to indicate the excess return the portfolio delivers over the risk free rate per unit of risk adopted by the fund.

Sortino Ratio: A measure of the risk-adjusted return of a portfolio. It is a modification of the Sharpe ratio but only penalises the returns falling below a user specified target, or required rate of return, while the Sharpe ratio penalises both upside and downside volatility equally.

Standard Deviation: The deviation of the return stream relative to its own average.

Max Drawdown: The maximum peak to trough loss suffered by the Fund since inception.

Max Gain: Largest increase in any single month.

Total Expense Ratio (TER%): The Total Expense Ratio (TER) is the percentage of the net asset value of the class of the Financial Product incurred as expenses relating to the administration of the Financial Product.

Performance fee incl. in TER (%) PF (%): The Performance Fee is a payment made to the Fund Manager for generating outperformance and is generally calculated as percentage of outperformance, often both realized and unrealized.

Transaction Costs (TC%): The Transaction Costs (TC) is the percentage of the net asset value of the Financial Product incurred as costs relating to the buying and selling of the assets underlying the Financial Product.

Total Investment Charges TIC (%) = TER (%) + TC (%): The Total Investment Charges (TIC), the TER + the TC, is the percentage of the net asset value of the class of the Financial Product incurred as costs relating to the investment of the Financial Product. It should be noted that a TIC is the sum of two calculated ratios (TER+TC).

36ONE Absolute Alpha Prescient Retail Hedge Fund

Minimum Disclosure Document & General Investor Report
30 June 2025



DISCLAIMER

Collective Investment Schemes in Securities (CIS) should be considered as medium to long-term investments. The value may go up as well as down and past performance is not necessarily a guide to future performance. CIS's are traded at the ruling price and can engage in scrip lending and borrowing. The collective investment scheme may borrow up to 10% of the market value of the portfolio to bridge insufficient liquidity. A schedule of fees, charges and maximum commissions is available on request from the Manager. There is no guarantee in respect of capital or returns in a portfolio.

A CIS may be closed to new investors in order for it to be managed more efficiently in accordance with its mandate. CIS prices are calculated on a net asset basis, which is the total value of all the assets in the portfolio including any income accruals and less any permissible deductions (brokerage, STT, VAT, auditor's fees, bank charges, trustee and custodian fees and the service charge) from the portfolio divided by the number of participatory interests (units) in issue. Forward pricing is used.

The Fund's Total Expense Ratio (TER) reflects the percentage of the average Net Asset Value (NAV) of the portfolio that was incurred as charges, levies and fees related to the management of the portfolio. A higher TER does not necessarily imply a poor return, nor does a low TER imply a good return. The current TER cannot be regarded as an indication of future TER's. During the phase in period TER's do not include information gathered over a full year. Transaction Costs (TC) is the percentage of the value of the Fund incurred as costs relating to the buying and selling of the Fund's underlying assets. Transaction costs are a necessary cost in administering the Fund and impacts Fund returns. It should not be considered in isolation as returns may be impacted by many other factors over time including market returns, the type of Fund, investment decisions of the investment manager and the TER.

The Manager retains full legal responsibility for any third-party-named portfolio. Where foreign securities are included in a portfolio there may be potential constraints on liquidity and the repatriation of funds, macroeconomic risks, political risks, foreign exchange risks, tax risks, settlement risks; and potential limitations on the availability of market information. The investor acknowledges the inherent risk associated with the selected investments and that there are no guarantees.

Please note that Hedge Funds are processed on a daily basis. Your application form together with proof of payment must be submitted to Prescient before 13h00 to be processed for the next business day.

Redemptions: Hedge Fund redemptions are processed daily. In order to receive the daily price, your redemption must be submitted to Prescient before 13h00 to be processed for the next business day. Instructions received after these cut-off times will only be processed on the following business day. Prices are published daily and are available on the Prescient website.

Performance has been calculated using net NAV to NAV numbers with income reinvested. The performance for each period shown reflects the return for investors who have been fully invested for that period. Individual investor performance may differ as a result of initial fees, the actual investment date, the date of reinvestments and dividend withholding tax. Full performance calculations are available from the manager on request.

This document is for information purposes only and does not constitute or form part of any offer to issue or sell or any solicitation of any offer to subscribe for or purchase any particular investments. Opinions expressed in this document may be changed without notice at any time after publication. We therefore disclaim any liability for any loss, liability, damage (whether direct or consequential) or expense of any nature whatsoever which may be suffered as a result of or which may be attributable directly or indirectly to the use of or reliance upon the information.

For any additional information such as fund prices, brochures and application forms please go to www.prescient.co.za.

This portfolio operates as a white label fund under the Prescient Retail Hedge Fund Scheme, which is governed by the Collective Investment Schemes Control Act.

DISCLOSURE

The portfolio has adhered to its object and there were no material changes to the composition of the portfolio during the quarter.

Management Company: Prescient Management Company (RF) (Pty) Ltd., **Registration number:** 2002/022560/07 **Physical address:** Prescient House, Westlake Business Park, Otto Close, Westlake, 7945 **Postal address:** PO Box 31142, Tokai, 7966 **Telephone number:** 0800 111 899 **E-mail:** info@prescient.co.za **Website:** www.prescient.co.za

Trustee: Nedbank Investor Services, **Physical address:** 2nd Floor, 16 Constantia Boulevard, Constantia Kloof, Roodepoort, 1709 **Telephone number:** +27 11 534 6557 **Website:** www.nedbank.co.za

The Management Company and Trustee are registered and approved under the Collective Investment Schemes Control Act (No.45 of 2002). Prescient is a member of the Association for Savings and Investments SA.

Investment Manager: 36ONE Asset Management (Pty) Ltd, **Registration number:** 2004/035570/07 is an authorised Financial Services Provider (19107) under the Financial Advisory and Intermediary Services Act (No.37 of 2002), to act in the capacity as investment manager. This information is not advice, as defined in the Financial Advisory and Intermediary Services Act (No.37 of 2002). Please be advised that there may be representatives acting under supervision. **Physical address:** 140 West Street, Sandton 2196 **Postal address:** **Telephone number:** +27 10 501 0250 **Website:** www.36one.co.za

This document is for information purposes only and does not constitute or form part of any offer to issue or sell or any solicitation of any offer to subscribe for or purchase any particular investments. Opinions expressed in this document may be changed without notice at any time after publication. We therefore disclaim any liability for any loss, liability, damage (whether direct or consequential) or expense of any nature whatsoever which may be suffered as a result of or which may be attributable directly or indirectly to the use of or reliance upon the information. Issue date 25 July 2025

Prescient