

Point Capital Global Core Prescient Feeder Fund - Class A



Minimum Disclosure Document and General Investor Report
As of 30/11/2025

INVESTMENT OBJECTIVE AND POLICY

Point Capital Global Core Prescient Feeder Fund aims to achieve moderate to high capital growth through investing in the Underlying Fund which will in turn invest up to 100% of its net assets in a diversified portfolio of securities (which will be listed, traded or dealt in on a recognized exchange), which shall include global equities, equity related securities such as preferred stocks, real estate investment trusts (REITs), listed property funds, exchange-traded funds (ETFs), investment grade fixed or floating rate bonds issued by corporations, governments and municipal debt, securitized debt, global currencies and/or other interest bearing securities such as certificates of deposit and money markets instruments. Asset allocation will be actively managed, meaning that the investment manager of the Underlying Fund uses their expertise to select investments to achieve the fund's objective. The Fund does not have any specific geographical or sector focus. Although the Fund's investment universe is global, the units in the Feeder Fund are priced and traded daily in Rands. The Underlying Fund is permitted to invest in listed and unlisted financial instruments in line with the conditions as determined by legislation from time to time.

INVESTOR PROFILE

Investors who are looking for Global asset class exposure and:

- Want access to top-performing international managers
- Require an offshore building block that is well priced holding a broad range of investment opportunities
- Require diversification into a broad range of hard currency asset classes
- Are concerned with capital security but willing to take some risk in order to achieve capital growth
- Have a medium-to long-term investment horizon
- Are not reliant on this fund to provide day-to-day income
- The Fund has adhered to its investment objectives as stated in the supplement

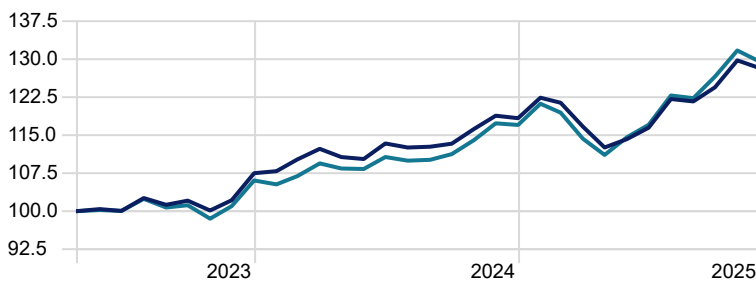
FUND INFORMATION

ISIN	ZAE000320412
Base Currency	Rand
Investment Type	Open-End Fund
Inception Date	28/04/2023
Fund Size	17,866,447.22
NAV (Mo-End)	0.07
Management Fee	0.08%
TER	1.26%
Investment Manager	Point Capital
Benchmark	Global Multi Asset – High Equity Category Average
Fund Classification	Global Multi Asset – High Equity Portfolio
Income Distribution	No Distribution

Risk Profile

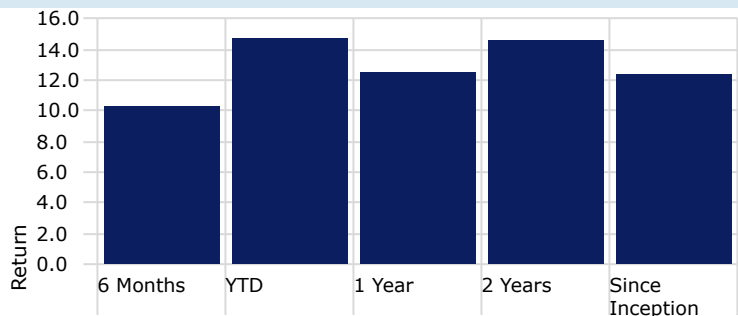


INVESTMENT GROWTH (Illustrative Performance)



■ Point Capital Global Core Prescient Feeder Fund - Class A ■ (ASISA) Global MA High Equity

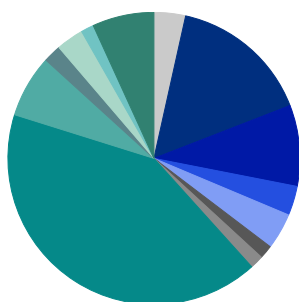
ANNUALISED PERFORMANCE (%)



■ Point Capital Global Core Prescient Feeder Fund - Class A

	YTD	1 Year	2 Years	Since Inception
Point Capital Global Core Prescient	14.7	12.5	14.6	12.4
(ASISA) Global MA High Equity	17.2	15.1	15.9	12.8

ASSET ALLOCATION



	%
● Cash	3.5
● Global Sovereign Bonds	15.6
● Global Corporate Bonds	9.0
● Global High Yield Bonds	3.3
● Emerging Market Bonds	4.0
● Global Infrastructure	1.5
● Global Property	1.5
● US Equities	41.5
● Europe Equities	6.9
● UK Equities	2.0
● Japan Equities	3.0
● Pacific ex Japan Equities	1.4
● Emerging Market Equities	6.8
Total	100.0

TOP 10 HOLDINGS (%)

	Portfolio Weighting %
iShares Core S&P 500 ETF USD Acc	14.2
Vanguard U.S. Govt Bd Idx \$ Acc	10.3
iShares Edge MSCI USA Qual Fac ETF \$ Acc	6.5
TM Natixis Loomis Sayles US Eq Ldrs I/A\$	5.0
Stt Strt Gbl Trs Bd Idx I USD Acc Hdg	4.9
Dodge & Cox Worldwide US Stock A USD	4.8
Schroder European Z GBP Acc	4.8
iShares Emerging Mkts Eq Idx (LU) F2 USD	4.7
iShares Japan Equity Index (LU) F2 USD	4.2
Robeco Global Credits IBH USD	3.9

Investment Manager: Point Capital Management (Pty) Ltd, Registration number: 1997/002707/07 is an authorised Financial Services Provider (FSP44708) under the Financial Advisory and Intermediary Services Act (No.37 of 2002), to act in the capacity as investment manager. This information is not advice, as defined in the Financial Advisory and Intermediary Services Act (No.37 of 2002). Please be advised that there may be representatives acting under supervision. Physical address: Unit 3 Cardiff Castle, 58 Main Street, Newlands, 7700 Telephone number: +27212005920
Website: www.pointcapital.co.za

DATE OF ISSUE: 15 December 2025

Point Capital Global Core Prescient Feeder Fund - Class A



Minimum Disclosure Document and General Investor Report
As of 30/11/2025

Monthly Returns

	Jan	Feb	Mar	Apr	May	Jun	Jul	Aug	Sep	Oct	Nov	Dec	YTD
2025	2.6%	0.5%	-1.5%	-0.2%	2.4%	3.6%	1.3%	1.7%	1.9%	1.8%	-0.3%		15.1%
2024	0.3%	1.5%	1.8%	-2.3%	1.3%	2.1%	0.9%	2.5%	2.6%	-1.7%	1.1%	-1.9%	8.2%
2023	—	—	—	—	-1.0%	2.2%	3.8%	-2.8%	-2.9%	-2.5%	6.4%	6.0%	—
2022	—	—	—	—	—	—	—	—	—	—	—	—	—

Risk Statistics

Return	14.6
Std Dev	6.5
Max Drawdown	-2.5
Sharpe Ratio	1.4
Return	14.6
Best Year	8.2
Worst Year	8.2

DISCLOSURE

The Portfolio has adhered to its objective and there were no material changes to the composition of the fund position during the quarter.

GLOSSARY

Annualised performance: Annualised performance shows longer term performance rescaled to a 1-year period. Annualised performance is the average return per year over the period. Actual annual figures are available to the investor on request.

Highest & Lowest return: The highest and lowest returns for any 1 year over the period since inception have been shown.

NAV: The net asset value represents the assets of a Fund less its liabilities.

Alpha: Denoted the outperformance of the fund over the benchmark.

Sharpe Ratio: The Sharpe ratio is used to indicate the excess return the portfolio delivers over the risk free rate per unit of risk adopted by the fund.

Feeder Fund: A Feeder Fund is a portfolio that invests in a single portfolio of a collective investment scheme which levies its own charges, and which could result in a higher fee structure for the feeder fund

Standard Deviation: The deviation of the return stream relative to its own average.

Max Drawdown: The maximum peak to trough loss suffered by the Fund since inception.

Max Gain: Largest increase in any single month.

Average Duration: The weighted average duration of all the underlying interest bearing instruments in the Fund.

Dividend Yield: The weighted average dividend yield of all the underlying equity in the Fund. The dividend yield of each company is the dividends per share divided by the price.

PE Ratio: The weighted average price earnings ratio of all the underlying equity in the Fund. The price earnings ratio of each company is the price divided by the earnings per share.

High Water Mark: The highest level of performance achieved over a specified period.

DISCLAIMER

Collective Investment Schemes in Securities (CIS) should be considered as medium to long-term investments. The value may go up as well as down and past performance is not necessarily a guide to future performance. CIS's are traded at the ruling price and can engage in scrip lending and borrowing. The collective investment scheme may borrow up to 10% of the market value of the portfolio to bridge insufficient liquidity. A schedule of fees, charges and maximum commissions is available on request from the Manager. There is no guarantee in respect of capital or returns in a portfolio. A CIS may be closed to new investors in order for it to be managed more efficiently in accordance with its mandate. CIS prices are calculated on a net asset basis, which is the total value of all the assets in the portfolio including any income accruals and less any permissible deductions (brokerage, STT, VAT, auditor's fees, bank charges, trustee and custodian fees and the annual management fee) from the portfolio divided by the number of participatory interests (units) in issue. Forward pricing is used. The Fund's Total Expense Ratio (TER) reflects the percentage of the average Net Asset Value (NAV) of the portfolio that was incurred as charges, levies and fees related to the management of the portfolio. A higher TER does not necessarily imply a poor return, nor does a low TER imply a good return. The current TER cannot be regarded as an indication of future TER's. During the phase in period TER's do not include information gathered over a full year. Transaction Costs (TC) is the percentage of the value of the Fund incurred as costs relating to the buying and selling of the Fund's underlying assets. Transaction costs are a necessary cost in administering the Fund and impacts Fund returns. It should not be considered in isolation as returns may be impacted by many other factors over time including market returns, the type of Fund, investment decisions of the investment manager and the TER.

The Manager retains full legal responsibility for any third-party-named portfolio. Where foreign securities are included in a portfolio there may be potential constraints on liquidity and the repatriation of funds, macroeconomic risks, political risks, foreign exchange risks, tax risks, settlement risks; and potential limitations on the availability of market information. The investor acknowledges the inherent risk associated with the selected investments and that there are no guarantees. Please note that all documents, notifications of deposit, investment, redemption and switch applications must be received by Prescient by or before 13:00 (SA), to be transacted at the net asset value price for that day. Where all required documentation is not received before the stated cut off time Prescient shall not be obliged to transact at the net asset value price as agreed to. Funds are priced at either 3pm or 5pm depending on the nature of the Fund. Prices are published daily and are available on the Prescient website.

Performance has been calculated using net NAV to NAV numbers with income reinvested. The performance for each period shown reflects the return for investors who have been fully invested for that period.

Individual investor performance may differ as a result of initial fees, the actual investment date, the date of reinvestments and dividend withholding tax. Full performance calculations are available from the manager on request.

A Feeder Fund is a portfolio that invests in a single portfolio of a collective investment scheme which levies its own charges, and which could result in a higher fee structure for the feeder fund.

ADDITIONAL INFORMATION

Investment Manager: Point Capital Management (Pty) Ltd, Registration number: 1997/002707/07 is an authorised Financial Services Provider (FSP44708) under the Financial Advisory and Intermediary Services Act (No.37 of 2002), to act in the capacity as investment manager. This information is not advice, as defined in the Financial Advisory and Intermediary Services Act (No.37 of 2002). Please be advised that there may be representatives acting under supervision. Physical address: Unit 3 Cardiff Castle, 58 Main Street, Newlands, 7700 Telephone number: +27212005920 Website: www.pointcapital.co.za

For any additional information such as fund prices, fees, brochures, minimum disclosure documents and application forms please go to www.pointcapital.co.za

Management Company: Prescient Management Company (RF) (Pty) Ltd, Registration number: 2002/022560/07 Physical address: Prescient House, Westlake Business Park, Otto Close, Westlake, 7945 Postal address: PO Box 31142, Tokai, 7966. Telephone number: 0800 111 899. E-mail address: info@prescient.co.za Website: www.prescient.co.za

Trustee: Nedbank Investor Services Physical address: 2nd Floor, 16 Constantia Boulevard, Constantia Kloof, Roodepoort, 1709 Telephone number: +27 11 534 6557 Website: www.nedbank.co.za

The Management Company and Trustee are registered and approved under the Collective Investment Schemes Control Act (No.45 of 2002). Prescient is a member of the Association for Savings and Investments South Africa

Investment Consultant: Morningstar Investment Management SA

Investment Manager: Point Capital Management (Pty) Ltd, Registration number: 1997/002707/07 is an authorised Financial Services Provider (FSP44708) under the Financial Advisory and Intermediary Services Act (No.37 of 2002), to act in the capacity as investment manager. This information is not advice, as defined in the Financial Advisory and Intermediary Services Act (No.37 of 2002). Please be advised that there may be representatives acting under supervision. Physical address: Unit 3 Cardiff Castle, 58 Main Street, Newlands, 7700 Telephone number: +27212005920 Website: www.pointcapital.co.za

DATE OF ISSUE: 15 December 2025